



PRIDE SEEDS

Your 2025

# SEED GUIDE

*Honouring Our Roots,  
Cultivating Your Future*

75



# **PARTNERS** **IN THE FIELDS**



## YOUR LOCAL AGRONOMIC EXPERTISE WITH GLOBAL ROOTS AND REACH

You have access to PRIDE Seeds personal agronomy guidance and a product line up designed to help growers take full advantage of the seed's genetic potential.

You can be confident in the knowledge that you're accessing world-class products and services for your farm. This includes testing in Canada with national research projects, in-the-field collaboration with growers, and local production and distribution.

---

**Growers and dealers have access to the best-in-class products and customer service from the team at PRIDE Seeds.**

---

PRIDE Seeds dedicated sales, agronomy, and customer service teams provide expertise and service tailored to meet your farms needs.

Our team provides timely field support to answer your questions, particularly during stand establishment in the spring.

### MEET YOUR DEDICATED TEAM



# ROOTED IN STRENGTH, CULTIVATING PARTNERSHIPS

---

A great partnership is born out of strong roots and a simple promise to be the best partner possible. That's PRIDE Seeds.





# YOUR CHALLENGES DRIVE OUR PRIORITIES

Supported by AgReliant Genetics, our parent company focused solely on seed and delivering one-of-a-kind germplasm never-before seen in North America. AgReliant doesn't stop there. They've significantly invested in research and development focused on the discovery of new, diverse hybrid innovation to provide unique, high performing solutions for your specific pest, disease, and weather challenges for today and for the future.

We log more than 50,000 in-season hours of agronomic review of a full 800,000 test plots, with up to 50 measured traits per hybrid. Because we can't promise to do right by our farmers if we don't put in the work and deliver seed choices that perform both on your prize acres and your surprise acres.

Our research and development program centers on our farmers and how they grow. Every year our team prioritizes the pest and disease challenges our farmers face in their fields as well as what is coming down the road. These challenges drive our research program to come up with new hybrid solutions to win each year and allow our farmers to plant with confidence. How do we do it? It starts with 100% focus on seed—no extras, no nonsense, just developing good unique seed, proven to deliver for our farmers.






**800 000**  
TEST PLOTS WORLDWIDE



**70 000+**  
HYBRIDS TESTED YEARLY



UP TO  
**50** MEASURED  
TRAITS  
PER HYBRID



**5+ YEARS**  
CONSISTENT ANNUAL  
YIELD INCREASES

**p 50 000+**  
IN-SEASON HOURS OF  
AGRONOMIC REVIEW

# PROTECTION FROM PESTS

Thanks to a two-pronged approach, your crops gain protection from a range of above- and below-ground pests. Our hybrids feature a full range of traits and treatments to address any challenges you may encounter, ensuring maximum safety.

## Above-Ground

Unique traits protect your plants—ear, leaf, and stalk—from a range of above-ground pests. Combined with broad below-ground protection, these traits set your fields up for success.

**VTDoublePRO<sup>®</sup> Trecepta<sup>®</sup>**














## Above & Below Ground

Separate proteins bind together, enabling unique modes of action and providing maximum coverage for your crops both above and below ground. Protection for your roots and your above-ground plants, in a single hybrid.

**SmartStax<sup>®</sup> SmartStax<sup>®</sup> Duracade**  
RIB COMPLETE



# PRIDE SERIES

	 <b>G2</b>	 <b>G4</b>	 <b>G7</b>	 <b>G8</b>	 <b>G9</b>
	VT DOUBLE PRO® RIB Complete®	TRECEPTA® RIB Complete®	DURACADE Viptera™ Refuge Renew™	SMARTSTAX® RIB Complete®	SMARTSTAX® PRO RIB Complete®
<b>REFUGE</b>					
<b>Corn Region</b>	5% RIB Complete®	5% RIB Complete®	5% Refuge	5% RIB Complete®	5% RIB Complete®
<b>HERBICIDE TOLERANCE</b>					
<b>Herbicide Tolerance</b>	Roundup Ready® 2 Technology	Roundup Ready® 2 Technology	Glyphosate Tolerant LibertyLink®*	Roundup Ready® 2 Technology LibertyLink®*	Roundup Ready® 2 Technology LibertyLink®*
<b>ABOVE-GROUND INSECT CONTROL OR SUPPRESSION</b>					
<b>Corn Earworm</b> Helicoverpa zea 	● ●	● ● ●	●	● ●	● ●
<b>Western Bean Cutworm</b> Richia albicosta 	-	●	-	-	-
<b>European Corn Borer</b> Ostrinia nubilalis 	● ●	● ●	● ●	● ● ●	● ● ●
<b>Southwestern Corn Borer</b> Diatraea grandiosella 	● ●	● ● ●	● ●	● ● ●	● ● ●
<b>Fall Armyworm</b> Spodoptera frugiperda 	● ●	● ● ●	●	● ● ●	● ● ●
<b>Black Cutworm</b> Agrotis ipsilon 	-	●	●	●	●
<b>BELOW-GROUND INSECT CONTROL OR SUPPRESSION</b>					
<b>Northern Corn Rootworm</b> Diabrotica barberi 	-	-	● ●	● ●	● ● ●
<b>Western Corn Rootworm</b> Diabrotica virgifera vigifera 	-	-	● ●	● ●	● ● ●

**Mode of Action** = Control or Suppression of Pest ● Single Mode Activity ● ● Dual Mode Activity ● ● ● Dual Mode Activity

\*Please read seed tag to confirm the herbicide tolerance of the refuge component before use of glufosinate or glyphosate. DuPont Pioneer claims suppression of corn earworm on Optimum® AcreMax® 1, Optimum® AcreMax®, and Optimum® AcreMax® Xtreme labels with Herculex® I technology. Cry1A.105 and Cry2Ab2 from B.t. controls or suppresses corn earworm. Syngenta claims suppression of corn earworm with Bt11. Performance may vary from location to location and from year to year, as local growing, soil and weather conditions may vary. Growers should evaluate data from multiple locations and years whenever possible and should consider the impacts of these conditions on the grower's fields. DuracadeViptera™, Viptera™Z3, Viptera™, and Agrisure Viptera® 3110A contain Agrisure Artesian® technology.



# GRAIN CORN HYBRIDS

A3979G2 RIB.....	16	A6585G8 RIB.....	25
A4494G2 RIB.....	16	A6694G2 RIB.....	26
A4646G2 RIB.....	17	A6888G2 RIB.....	26
A4848G2 RIB.....	17	A6757G8 RIB.....	27
A4939G2 RIB.....	18	A6975G2 RIB.....	27
A5225G2 RIB.....	18	A6929G4 RIB.....	28
A5292G8 RIB.....	19	A6967.....	28
A5424G2 RIB.....	19	A7197G8 RIB.....	29
A5432G2 RIB.....	20	A7199G9 RIB.....	29
A5909G2 RIB.....	20	A7181.....	30
A5959G2 RIB.....	21	A7275G2 RIB.....	30
A5977G8 RIB.....	21	A7303.....	31
A6260G8 RIB.....	22	A7373G2 RIB.....	31
A6015.....	22	A7388G8 RIB.....	32
A6016RR.....	23	A7599G9 RIB.....	32
A6018G2 RIB.....	23	A7790G8 RIB.....	33
A6566G8 RIB.....	24	A8188G8 RIB.....	33
A6572G2 RIB.....	24	A8303G8 RIB.....	34
A6580G4 RIB.....	25		



# CORN HYBRID PROTECTION

Our research and development program centers on our farmers and how they grow. Every year our team prioritizes the pest and disease challenges our farmers face in their fields as well as what is coming down the road. These challenges drive our research program to come up with new hybrid solutions to win each year and allow our farmers to plant with confidence.

## +FUNGICIDES

Advanced early to mid-season protection against soil and seed-borne diseases, including Fusarium, Rhizoctonia solani, and Pythium.

## +INSECTICIDES

Controls over 15 corn insect pests, safeguarding your crops from early season pests: wireworm, seedcorn maggot, white grub, and black cutworm.

## +NEMATICIDES

Protection from a wide range of nematode species.

LAUNCHING THIS YEAR:  
FORTENZA COMPLETE

Learn more at [prideseeds.com](http://prideseeds.com)

Seed treatments offer your crops the opportunity to fulfill their genetic potential in the field. With early emergence matched by early season protection, you can rely on the benefits of strong roots, disease resistance, insect control, and positioning for maximum yield.

Vayantis® fungicide seed treatment offers the most powerful compound to protect corn seedlings from Pythium, giving you the added security of knowing your corn genetics are protected. Now included in all PRIDE Seeds hybrids treated with Acceleron® or AgriShield® seed treatment.

Pythium poses a huge threat for corn growers, causing more damage than Fusarium and Rhizoctonia seedling diseases combined.



### +FUNGICIDES

Early season protection for consistent control against soil-borne and seed-borne diseases:

- Rhizoctonia
- Pythium
- Fusarium
- Penicillium
- Aspergillus

### +INSECTICIDES

Always-on protection for control against a wide range of insects, including:

- Wireworm
- European Chafer
- White Grub
- Seedcorn Maggot

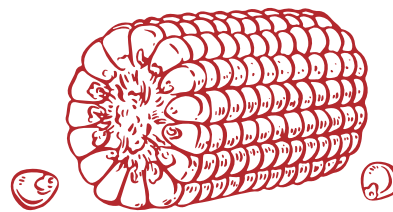
### +NEMATICIDES

Safeguards your crops against the damage of targeted nematode species:

- Root-Knot
- Root-Lesion

	 Maxim Qattro	 Vayantis	 Vibrance	 Draco	 Fortenza	MODES OF ACTION
SOIL - AND/OR SEED-BORNE DISEASES	PYTHIUM SPECIES	● ●	●			3
	FUSARIUM SPECIES	● ●			● **	3
	RHIZOCTONIA SPECIES	● ●		●	● *	4
	PENICILLIUM	● ● ●				3
	ASPERGILLUS	● ● ●				3
NEMATODES	LESION NEMATODE			● **		1
	ROOT KNOT NEMATODE			● *		1
EARLY SEASON INSECTS	WIREWORMS				●	1
	EUROPEAN CHAFER				●	1
	CUTWORM				●	1
	SEEDCORN MAGGOT				● *	1

# CORN LEGEND



## ARGONOMIC CHARACTERISTICS

### Relative Maturity (RM)

Based on physiological maturity and harvest moisture.

### Silage Proven

Rating based on digestibility and net energy on a per-acre basis. Our Silage Proven products undergo rigorous testing and measurements against industry standards to determine their value compared to existing corn silage hybrids.

### Early Vigor

Emergence and early growth. Longest markers are fastest.

### Greensnap Tolerance

During periods of rapid growth, before pollination, some products are more susceptible to summer stalk breakage when subjected to high winds. Across the Corn Belt, the summer stalk breakage potential increases to the West. Shortest markers are most susceptible to breakage.

### Drydown

Longer markers indicate faster drydown. Use to compare with products of similar maturity.

### Staygreen

Ability of the plant to maintain photosynthates in the leaves and stalk longer during the season.

### Drought Tolerance

Longer markers indicate tolerance to heat stress and drier conditions. Not an absolute rating, as extreme conditions will likely affect performance.

### Test Weight

Longer markers indicate heavier test weights.

### Harvest Appearance

Longer markers indicate better plant intactness later into the harvest season.

### GDD

The number of heat units (Growing Degree Days) required by a corn plant from the time it is planted to reach silk, pollen, and black layer.

## CROP MANAGEMENT

### Plant Population

Desired final population stand. This should be adjusted to specific management and environmental circumstances.

### Continuous Corn

Takes into account the overall health rating of a product because of increased disease pressure of planting corn following corn.

### Adapt To No-Till

This rating is closely related to emergence and early growth, as soils planted no-till are often colder and wetter.

## PLANT HEALTH

### Fungicide Response

Good, very good, or excellent indicates response to fungicide application in adverse disease environments.



Indicates good rating



Indicates very good rating



Indicates excellent rating

### Disease Tolerance

In adverse disease environments, the longest marker indicates high tolerance and shortest indicates poor tolerance.

### Tar Spot

Tar Spot is a yield-harming fungus indicated by small raised black circular stromata on the leaves. Markers indicate tolerance (longest marker), moderate tolerance and moderate susceptibility.

### Goss' Wilt

Goss's wilt is a bacterial disease of corn. It is caused by gram positive bacteria, *Clavibacter michiganensis* subsp. *nebraskensis* (CMN). This disease can cause both foliar symptoms and systemic wilt of corn.



Indicates fair rating



Indicates good rating



Indicates very good rating



# PLANT CHARACTERISTICS

## Flowering for Maturity

Flowering occurs earlier, at the same time (mid), or later as compared to similar maturity products.

## Plant Height

Medium-Short, Medium, Medium-Tall, or Tall.

## Ear Height

Low, Medium-Low, Medium, Medium-High, or High.

## Ear Type

Semi-Flex, Flex, or Fixed.


# CHARACTERISTIC INDICATORS

Looking for drought tolerance, corn-on-corn or Tar Spot resistance? To help you find hybrids with the characteristics you value, look for these icons.

 Corn-on-Corn/Continuous Corn

 Strong Disease Package/High Disease Tolerance

 Drought Tolerance

 Early Emergence/Early Planting

 Late Season Intactness

 Stalk/Root Strength

 Tar Spot Tolerant

 Top-End Yield

 New Product

# PRODUCT RATINGS

Product rating characteristics are assigned by PRIDE Seeds based on comparisons with other PRIDE Seeds products, not competitor products, through in-house field testing. Performance may vary from location to location and from year to year, as local growing, soil and weather conditions may vary. Growers should evaluate data from multiple locations and years whenever possible and should consider the impacts of these conditions on their fields.

## Rating Markers

Visual markers are used to indicate ratings, replacing the numeric values used in previous seed guides.

  
Indicates moderate rating (>6)

  
Indicates good rating (6-7)


  
Indicates very good rating (8)

  
Indicates excellent rating (9)

--  
Indicates no value available or not applicable

# TRAIT VERSIONS

These value-added trait versions are currently offered for corn:



# A3979 <sup>G2</sup> RIB <sup>VT Double PRO</sup> RIB COMPLETE

2025 CHU

Very strong early grain hybrid for short season maturity zones. Excellent emergence and seedling vigour for a fast early season start. Very nice ear girth and consistency. Flowers appropriate for heat unit rating with rapid drydown for maturity. Has shown very stable, high yield potential for maturity rating.

- Early flowering and finish
- Rapid drydown allows for early harvest
- Strong leaf disease tolerance

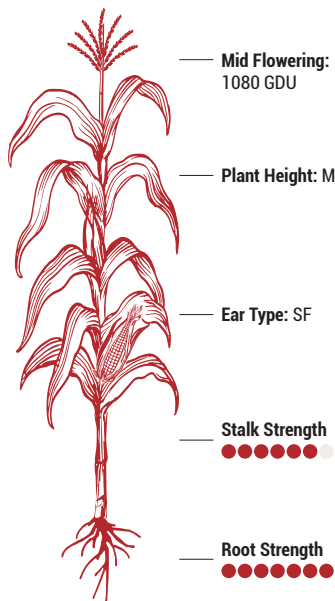
## CHARACTERISTICS

## MANAGEMENT

Relative Maturity	70 Days	Low Populations	●●●●●●●●
Emergence	●●●●●●●●	Med Populations	●●●●●●●●
Grain Drydown	●●●●●●●●	High Populations	●●●●●●●●
Staygreen	●●●●●●●●	Marginal Soil	●●●●●●●●
Drought Tolerance	●●●●●●●●	Productive Soil	●●●●●●●●
Test Weight	●●●●●●●●	Continuous Corn	●●●●●●●●
Plant Health	●●●●●●●●	Adapt to No-Till	●●●●●●●●

## DISEASE TOLERANCE

N Leaf Blight	●●●●●●●●	Gibberella Ear Mould	●●●●●●●●
Gray Leaf Spot	●●●●●●●●	Fungicide Response	●●●●●●●●
Anthracnose	●●●●●●●●	Tar Spot	--



## NOTES

Growing Degree Days (GDD)  
Flowering: A • Black Layer: 2150

Planting Rate 32-36 000 Plants per Acre

# A4494 <sup>G2</sup> RIB <sup>VT Double PRO</sup> RIB COMPLETE

NEW

2250 CHU

Provides trait protection for above ground insects. Combines top-end high yield potential and stability across soil types. Handles drought conditions very well. Medium length/girthy ears producing quality clean grain. Versatile, with a strong agronomic package...stands tough and yields big.

- Impressive season-long plant integrity allows for flexibility on harvest schedule
- Strong spring emergence and vigour
- Displays good stand establishment in tough conditions

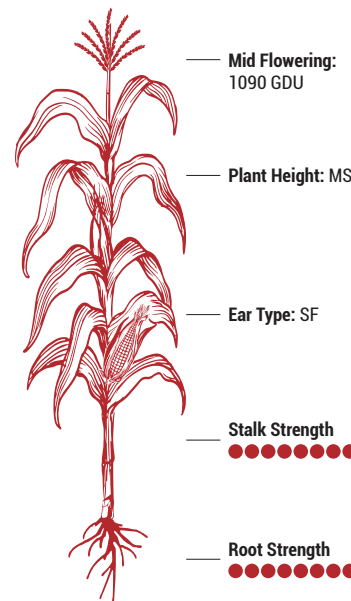
## CHARACTERISTICS

## MANAGEMENT

Relative Maturity	76 Days	Low Populations	●●●●●●●●
Emergence	●●●●●●●●	Med Populations	●●●●●●●●
Grain Drydown	●●●●●●●●	High Populations	●●●●●●●●
Staygreen	●●●●●●●●	Marginal Soil	●●●●●●●●
Drought Tolerance	●●●●●●●●	Productive Soil	●●●●●●●●
Test Weight	●●●●●●●●	Continuous Corn	●●●●●●●●
Plant Health	●●●●●●●●	Adapt to No-Till	●●●●●●●●

## DISEASE TOLERANCE

N Leaf Blight	●●●●●●●●	Gibberella Ear Mould	●●●●●●●●
Gray Leaf Spot	●●●●●●●●	Fungicide Response	●●●●●●●●
Anthracnose	●●●●●●●●	Tar Spot	--



## NOTES

Growing Degree Days (GDD)  
Flowering: E • Black Layer: 2230

Planting Rate 32-36 000 Plants per Acre



# A4646 <sup>G2</sup> RIB <sup>VT DoublePRO</sup> RIB COMPLETE

2300 CHU

High performance dual-purpose grain and silage hybrid. Excellent yield potential with good drydown. An attractive corn that has impressive stay-green and plant health. Well-balanced plant with nice stature.



Moves well north of primary area of adaptation



Very good seedling vigour makes it a good choice for early planting



Good flex in moderate yielding conditions

## CHARACTERISTICS

Relative Maturity	79 Days
Emergence	●●●●●●●●●●
Grain Drydown	●●●●●●●●●●
Staygreen	●●●●●●●●●●
Drought Tolerance	●●●●●●●●●●
Test Weight	●●●●●●●●●●
Plant Health	●●●●●●●●●●

## MANAGEMENT

Low Populations	●●●●●●●●●●
Med Populations	●●●●●●●●●●
High Populations	●●●●●●●●●●
Marginal Soil	●●●●●●●●●●
Productive Soil	●●●●●●●●●●
Continuous Corn	●●●●●●●●●●
Adapt to No-Till	●●●●●●●●●●

## DISEASE TOLERANCE

N Leaf Blight	●●●●●●●●●●	Gibberella Ear Mould	●●●●●●●●●●
Gray Leaf Spot	●●●●●●●●●●	Fungicide Response	●●●●●●●●●●
Anthracoese	●●●●●●●●●●	Tar Spot	--



Mid Flowering: 1125 GDU

Plant Height: MT

Ear Type: SF

Stalk Strength ●●●●●●●●●●

Root Strength ●●●●●●●●●●

## NOTES

Growing Degree Days (GDD)  
Flowering A • Black Layer 2235

Planting Rate 32-36 000 Plants per Acre

# A4848 <sup>G2</sup> RIB <sup>VT DoublePRO</sup> RIB COMPLETE

2375 CHU

Provides trait protection for above ground insects. Medium length/girthy ears producing quality clean grain. Shows stable yield in it's adapted maturity zone. Desirable yield to moisture ratios.



Solid yield potential in stress environments



Strong spring emergence and vigour



Impressive season-long stalk and root strength

## CHARACTERISTICS

Relative Maturity	80 Days
Emergence	●●●●●●●●●●
Grain Drydown	●●●●●●●●●●
Staygreen	●●●●●●●●●●
Drought Tolerance	●●●●●●●●●●
Test Weight	●●●●●●●●●●
Plant Health	●●●●●●●●●●

## MANAGEMENT

Low Populations	●●●●●●●●●●
Med Populations	●●●●●●●●●●
High Populations	●●●●●●●●●●
Marginal Soil	●●●●●●●●●●
Productive Soil	●●●●●●●●●●
Continuous Corn	●●●●●●●●●●
Adapt to No-Till	●●●●●●●●●●

## DISEASE TOLERANCE

N Leaf Blight	●●●●●●●●●●	Gibberella Ear Mould	●●●●●●●●●●
Gray Leaf Spot	●●●●●●●●●●	Fungicide Response	●●●●●●●●●●
Anthracoese	●●●●●●●●●●	Tar Spot	--



Mid Flowering: 1130 GDU

Plant Height: M

Ear Type: SF

Stalk Strength ●●●●●●●●●●

Root Strength ●●●●●●●●●●

## NOTES

Growing Degree Days (GDD)  
Flowering E • Black Layer 2240

Planting Rate 32-36 000 Plants per Acre

# A4939 <sup>G2</sup> RIB **VTDoublePRO** RIB COMPLETE

2400 CHU

Proven track record over multiple years. Strong yield potential across environments and populations. Great choice for grain and silage usage. Consistent, girthy ear style.



Perform well at high populations



Good Goss's Wilt tolerance



Maintains plant integrity and attractive appearance through late season.

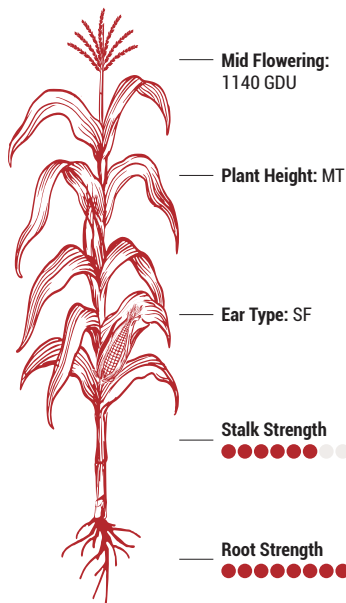
## CHARACTERISTICS

## MANAGEMENT

Relative Maturity	81 Days	Low Populations	●●●●●●●●
Emergence	●●●●●●●●	Med Populations	●●●●●●●●
Grain Drydown	●●●●●●●●	High Populations	●●●●●●●●
Staygreen	●●●●●●●●	Marginal Soil	●●●●●●●●
Drought Tolerance	●●●●●●●●	Productive Soil	●●●●●●●●
Test Weight	●●●●●●●●	Continuous Corn	●●●●●●●●
Plant Health	●●●●●●●●	Adapt to No-Till	●●●●●●●●

## DISEASE TOLERANCE

N Leaf Blight	●●●●●●●●	Gibberella Ear Mould	●●●●●●●●
Gray Leaf Spot	●●●●●●●●	Fungicide Response	●●●●●●●●
Anthracnose	●●●●●●●●	Tar Spot	--



## NOTES

Growing Degree Days (GDD)  
Flowering A • Black Layer 2250

Planting Rate 30-34 000 Plants per Acre

# A5225 <sup>G2</sup> RIB **VTDoublePRO** RIB COMPLETE

2575 CHU

Proven focus hybrid with outstanding performance over many years. A medium-statured plant featuring consistent yield potential and strong agronomics. This grain hybrid has open flared husks for enhanced drydown.



Rapid emergence and strong spring vigour



Best performance with aggressive populations



Excellent late season intactness with good Goss's Wilt tolerance

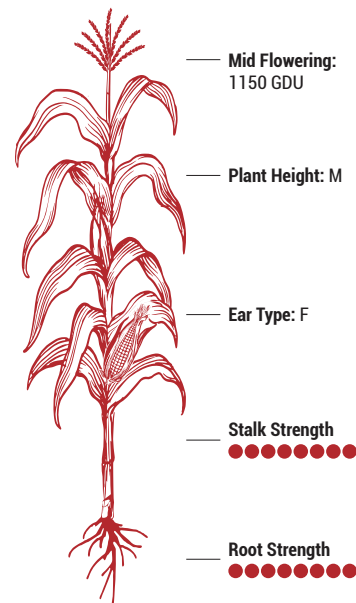
## CHARACTERISTICS

## MANAGEMENT

Relative Maturity	84 Days	Low Populations	●●●●●●●●
Emergence	●●●●●●●●	Med Populations	●●●●●●●●
Grain Drydown	●●●●●●●●	High Populations	●●●●●●●●
Staygreen	●●●●●●●●	Marginal Soil	●●●●●●●●
Drought Tolerance	●●●●●●●●	Productive Soil	●●●●●●●●
Test Weight	●●●●●●●●	Continuous Corn	●●●●●●●●
Plant Health	●●●●●●●●	Adapt to No-Till	●●●●●●●●

## DISEASE TOLERANCE

N Leaf Blight	●●●●●●●●	Gibberella Ear Mould	●●●●●●●●
Gray Leaf Spot	●●●●●●●●	Fungicide Response	●●●●●●●●
Anthracnose	●●●●●●●●	Tar Spot	--



## NOTES

Growing Degree Days (GDD)  
Flowering E • Black Layer 2290

Planting Rate 34-36 000 Plants per Acre

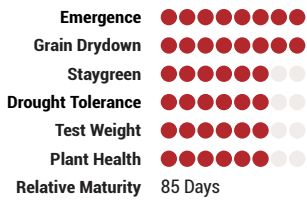
# A5292 <sup>GB</sup> RIB *SmartStax*<sup>®</sup> RIB COMPLETE<sup>™</sup>

NEW 2600 CHU

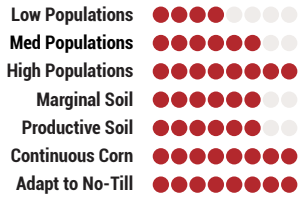
Strong emergence and rapid seedling vigour. Impressive disease tolerance ratings. Excellent opportunity for positioning for corn rootworm trait protection. Ideal usage as grain hybrid, yet offering strong value as a silage choice.

- Rapid emergence and strong spring vigour
- Perform very well in high yielding environments
- Great choice for corn on corn rotations and no-till practices

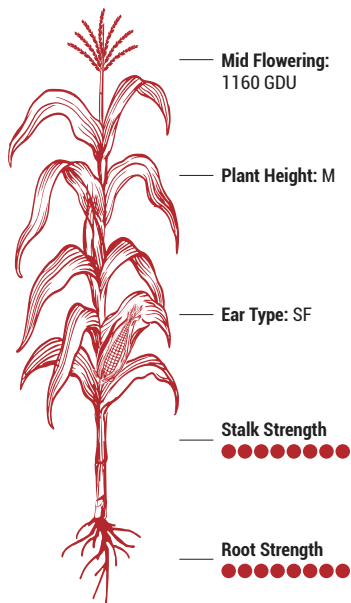
## CHARACTERISTICS



## MANAGEMENT



## DISEASE TOLERANCE



## NOTES

Growing Degree Days (GDD)  
Flowering A • Black Layer 2295

Planting Rate 34-36 000 Plants per Acre

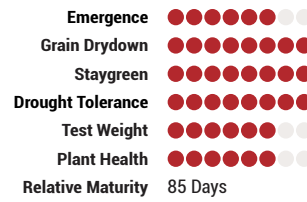
# A5424 <sup>G2</sup> RIB *VTDoublePRO*<sup>®</sup> RIB COMPLETE<sup>™</sup>

NEW 2625 CHU


Provides trait protection for above ground insects. Top end yield potential, reliable agronomics, and strong disease tolerance combine for a robust agronomic package. Take-anywhere hybrid with exciting yields. Medium length/girthy ears producing quality clean grain. Strong agronomic package provides placement versatility.

- Strong spring emergence and vigour
- Very good plant health
- Impressive season-long stalk and root strength

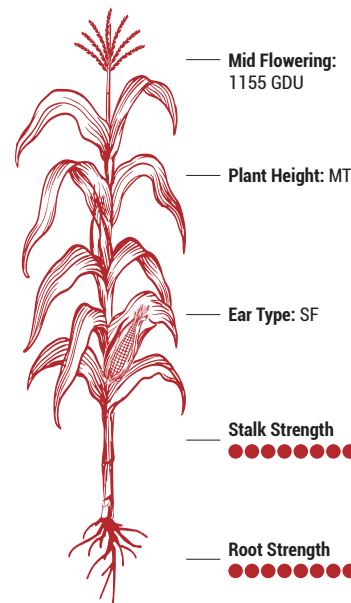
## CHARACTERISTICS



## MANAGEMENT



## DISEASE TOLERANCE



## NOTES

Growing Degree Days (GDD)  
Flowering E • Black Layer 2300

Planting Rate 32-36 000 Plants per Acre

# A5432 <sup>G2</sup> RIB *VTDoublePRO*<sup>®</sup> RIB COMPLETE<sup>™</sup>

2650 CHU

Proven performance with strong yield potential. Flexible as a dual-purpose usage hybrid. Early flowering with very strong late season intactness and stalk strength for a taller plant. Great drought and stress tolerance.



Rapid drydown allows for early harvest

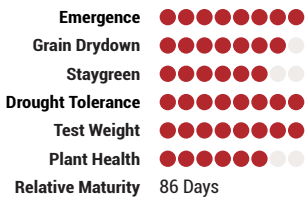


Populations should be kept on the higher side




Utilize as a dual-purpose hybrid

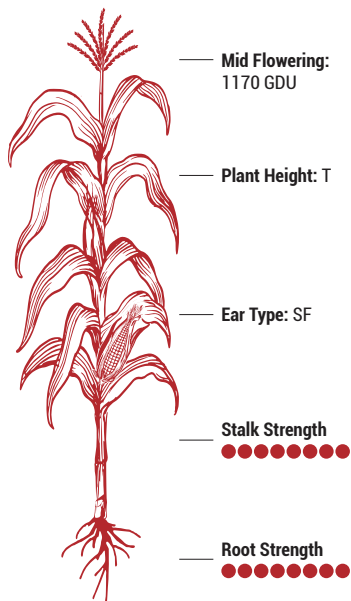
## CHARACTERISTICS



## MANAGEMENT



## DISEASE TOLERANCE



## NOTES

Growing Degree Days (GDD)  
Flowering A • Black Layer 2310

Planting Rate 32-36 000 Plants per Acre

# A5909 <sup>G2</sup> RIB *VTDoublePRO*<sup>®</sup> RIB COMPLETE<sup>™</sup>

2675 CHU

Proven benchmark winner with exceptional grain quality. Excellent late season intactness with very good stalk strength and late season health. Very good test weight with fast drydown. Can position north given early flowering for maturity rating. Very strong yield and agronomics. Produces consistent girthy, blocky ears.



Attractive agronomic characteristics

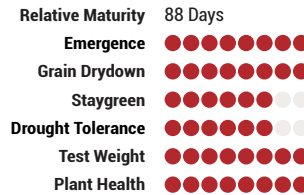


Exceptional grain quality as key attribute




Early flowering for fast grain setup

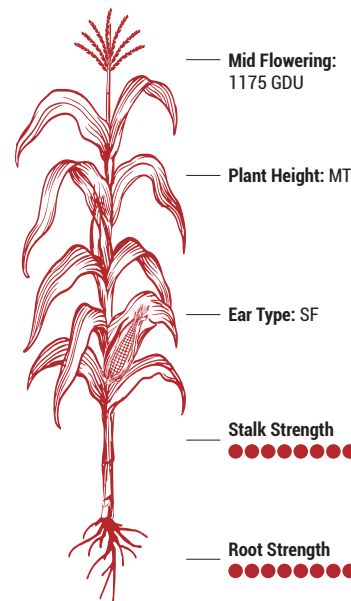
## CHARACTERISTICS



## MANAGEMENT



## DISEASE TOLERANCE



## NOTES


Growing Degree Days (GDD)  
Flowering E • Black Layer 2320


Planting Rate 32-36 000 Plants per Acre


# A5959 <sup>G2</sup> RIB *VT DoublePRO*<sup>®</sup> RIB COMPLETE<sup>™</sup>

2725 CHU

Exciting high top-end yield potential grain hybrid. A new performance standard in this maturity. Versatile hybrid for a wide range of soils and conditions. Attractive harvest appearance allows for late season harvest flexibility. Features large ears with consistent uniformity. Impressive step change to meet high yield expectations.

 Very good stress tolerance and agronomics

 Outstanding yield potential in high-yield, productive soils

 Very adaptable to any soil type and environment

## CHARACTERISTICS

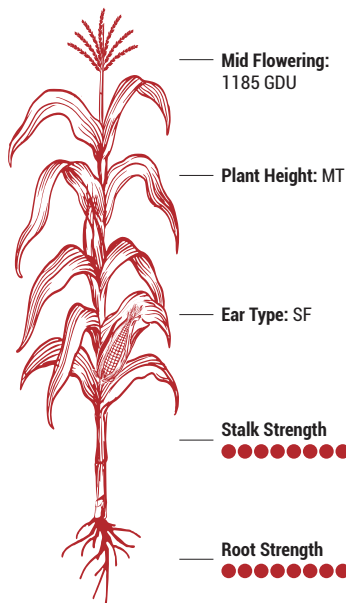
Relative Maturity	89 Days
Emergence	●●●●●●●●●●
Grain Drydown	●●●●●●●●●●
Staygreen	●●●●●●●●●●
Drought Tolerance	●●●●●●●●●●
Test Weight	●●●●●●●●●●
Plant Health	●●●●●●●●●●

## MANAGEMENT

Low Populations	●●●●●●●●●●
Med Populations	●●●●●●●●●●
High Populations	●●●●●●●●●●
Marginal Soil	●●●●●●●●●●
Productive Soil	●●●●●●●●●●
Continuous Corn	●●●●●●●●●●
Adapt to No-Till	●●●●●●●●●●

## DISEASE TOLERANCE

N Leaf Blight	●●●●●●●●●●	Gibberella Ear Mould	●●●●●●●●●●
Gray Leaf Spot	●●●●●●●●●●	Fungicide Response	●●●●●●●●●●
Anthracnose	●●●●●●●●●●	Tar Spot	--



## NOTES


Growing Degree Days (GDD)  
Flowering A • Black Layer 2350


Planting Rate 32-36 000 Plants per Acre


# A5977 <sup>G8</sup> RIB *SmartStax*<sup>®</sup> RIB COMPLETE<sup>™</sup>

2750 CHU

A SmartStax<sup>®</sup> hybrid for 2750 heat unit zones providing trait protection for above and below ground insects. Combines top-end high yield potential and stability across soil types. Medium length ears producing quality clean grain.

 Versatile, with a strong agronomic package

 Impressive season-long stalk and root strength

 Excellent tolerance to anthracnose stalk rot

## CHARACTERISTICS

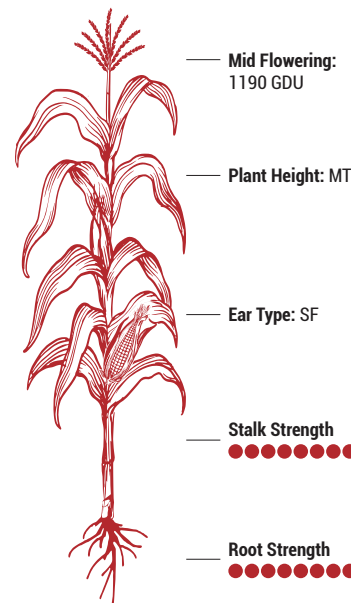
Relative Maturity	90 Days
Emergence	●●●●●●●●●●
Grain Drydown	●●●●●●●●●●
Staygreen	●●●●●●●●●●
Drought Tolerance	●●●●●●●●●●
Test Weight	●●●●●●●●●●
Plant Health	●●●●●●●●●●

## MANAGEMENT

Low Populations	●●●●●●●●●●
Med Populations	●●●●●●●●●●
High Populations	●●●●●●●●●●
Marginal Soil	●●●●●●●●●●
Productive Soil	●●●●●●●●●●
Continuous Corn	●●●●●●●●●●
Adapt to No-Till	●●●●●●●●●●

## DISEASE TOLERANCE

N Leaf Blight	●●●●●●●●●●	Gibberella Ear Mould	●●●●●●●●●●
Gray Leaf Spot	●●●●●●●●●●	Fungicide Response	●●●●●●●●●●
Anthracnose	●●●●●●●●●●	Tar Spot	--



## NOTES




Growing Degree Days (GDD)  
Flowering A • Black Layer 2360

Planting Rate 32-36 000 Plants per Acre

# A6260 <sup>GB</sup> RIB *SmartStax*<sup>®</sup> RIB COMPLETE

2775 CHU

Reliable high performance stability with above and below-ground insect protection hybrid for this maturity range. Excellent late-season standability provides a solid late harvest option in this maturity. Consistent and reliable for many soil types. Excellent overall plant disease package and late-season intactness.

-  Ideal as grain hybrid, but can be positioned for silage
-  Strong emergence and vigour suitable for early planting
-  Tolerates heavy corn-after-corn residue

## CHARACTERISTICS

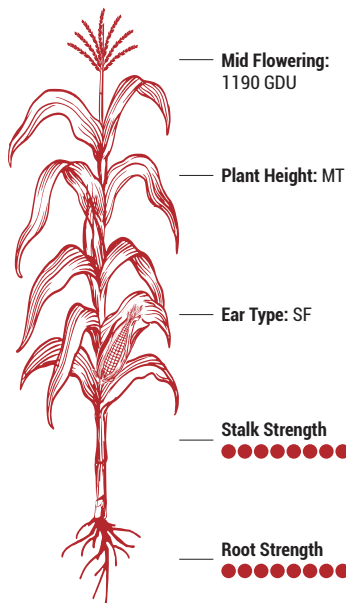
Relative Maturity	91 Days
Emergence	●●●●●●●●
Grain Drydown	●●●●●●●●
Staygreen	●●●●●●●●
Drought Tolerance	●●●●●●●●
Test Weight	●●●●●●●●
Plant Health	●●●●●●●●

## MANAGEMENT

Low Populations	●●●●●●●●
Med Populations	●●●●●●●●
High Populations	●●●●●●●●
Marginal Soil	●●●●●●●●
Productive Soil	●●●●●●●●
Continuous Corn	●●●●●●●●
Adapt to No-Till	●●●●●●●●

## DISEASE TOLERANCE

N Leaf Blight	●●●●●●●●	Gibberella Ear Mould	●●●●●●●●
Gray Leaf Spot	●●●●●●●●	Fungicide Response	●●●●●●●●
Anthracnose	●●●●●●●●	Tar Spot	--



## NOTES




Growing Degree Days (GDD)  
Flowering E • Black Layer 2345

Planting Rate 32-36 000 Plants per Acre

# A6015 <sup>E</sup> CONVENTIONAL

2800 CHU

Benchmark hybrid for outstanding grain yield and silage performance with excellent quality and consistency. Rapid emergence, spring vigour and grain drydown. Visually attractive hybrid with excellent grain quality and consistency - Supported by durable stalks and roots through to late season. Very good foliar health and disease tolerance. Superior and consistent yield potential for anywhere in its maturity.

-  Ability for ear flex with extra kernel rows
-  Excellent agronomic package
-  Excellent late-season health and plant intactness

## CHARACTERISTICS

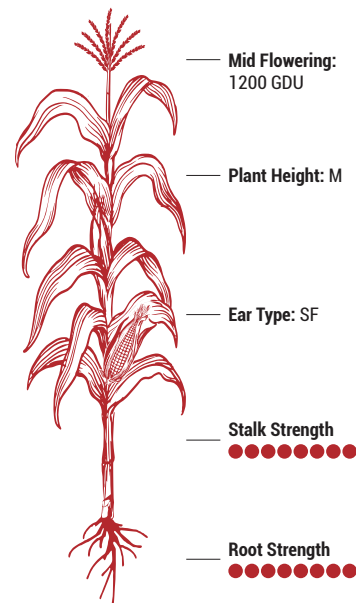
Relative Maturity	92 Days
Emergence	●●●●●●●●
Grain Drydown	●●●●●●●●
Staygreen	●●●●●●●●
Drought Tolerance	●●●●●●●●
Test Weight	●●●●●●●●
Plant Health	●●●●●●●●

## MANAGEMENT

Low Populations	●●●●●●●●
Med Populations	●●●●●●●●
High Populations	●●●●●●●●
Marginal Soil	●●●●●●●●
Productive Soil	●●●●●●●●
Continuous Corn	●●●●●●●●
Adapt to No-Till	●●●●●●●●

## DISEASE TOLERANCE

N Leaf Blight	●●●●●●●●	Gibberella Ear Mould	●●●●●●●●
Gray Leaf Spot	●●●●●●●●	Fungicide Response	●●●●●●●●
Anthracnose	●●●●●●●●	Tar Spot	--



## NOTES

Growing Degree Days (GDD)  
Flowering A • Black Layer 2375

Planting Rate 30-34 000 Plants per Acre

# A6016 <sup>G1</sup> RR



2800 CHU

A6015 family of hybrids. Rapid emergence, spring vigour and grain drydown. Dual-purpose hybrid with outstanding grain yield and silage performance. Showy hybrid with excellent grain quality and consistency. Supported by durable stalks and roots through to late season. Superior uniformity for plant and ear size. Very good foliar health and disease tolerance.

Excellent agronomic package for no-till and reduced tillage systems

Excellent late season health and plant intactness

Excellent usage as both grain and silage

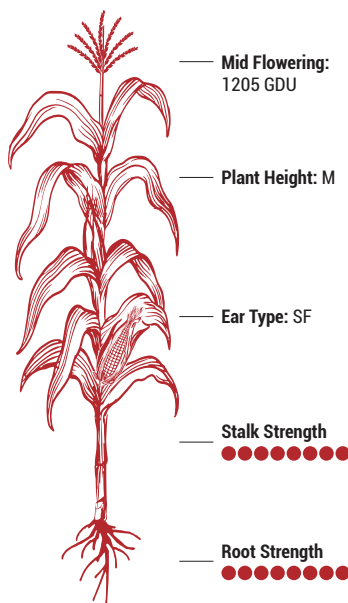
## CHARACTERISTICS

## MANAGEMENT

Relative Maturity	92 Days	Low Populations	●●●●●●●●
Emergence	●●●●●●●●	Med Populations	●●●●●●●●
Grain Drydown	●●●●●●●●	High Populations	●●●●●●●●
Staygreen	●●●●●●●●	Marginal Soil	●●●●●●●●
Drought Tolerance	●●●●●●●●	Productive Soil	●●●●●●●●
Test Weight	●●●●●●●●	Continuous Corn	●●●●●●●●
Plant Health	●●●●●●●●	Adapt to No-Till	●●●●●●●●

## DISEASE TOLERANCE

N Leaf Blight	●●●●●●●●	Gibberella Ear Mould	●●●●●●●●
Gray Leaf Spot	●●●●●●●●	Fungicide Response	●●●●●●●●
Anthracnose	●●●●●●●●	Tar Spot	--



## NOTES

Growing Degree Days (GDD)  
Flowering A • Black Layer 2380

Planting Rate 30-34 000 Plants per Acre

# A6018 <sup>G2</sup> RIB



2800 CHU

Product of proven family for outstanding yield and silage performance year after year. Superior and consistent yield potential in its maturity. Rapid emergence, spring vigour and grain drydown. Exceptional spring performance, with the ability to handle a wide range of growing conditions/environments. Visually attractive hybrid with excellent grain quality and consistency - Supported by durable stalks and roots through to late season.

Excellent agronomic package for no-till and reduced tillage systems

Easily be positioned for early planting conditions

Excellent usage for both grain and silage

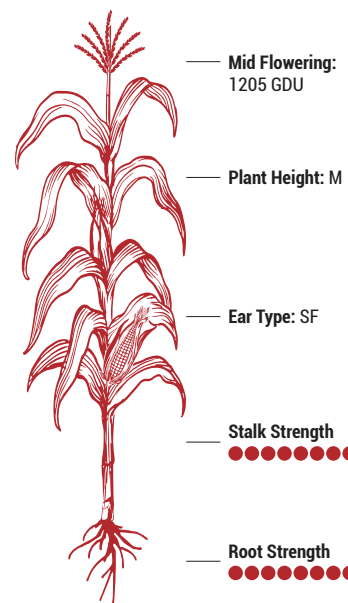
## CHARACTERISTICS

## MANAGEMENT

Relative Maturity	92 Days	Low Populations	●●●●●●●●
Emergence	●●●●●●●●	Med Populations	●●●●●●●●
Grain Drydown	●●●●●●●●	High Populations	●●●●●●●●
Staygreen	●●●●●●●●	Marginal Soil	●●●●●●●●
Drought Tolerance	●●●●●●●●	Productive Soil	●●●●●●●●
Test Weight	●●●●●●●●	Continuous Corn	●●●●●●●●
Plant Health	●●●●●●●●	Adapt to No-Till	●●●●●●●●

## DISEASE TOLERANCE

N Leaf Blight	●●●●●●●●	Gibberella Ear Mould	●●●●●●●●
Gray Leaf Spot	●●●●●●●●	Fungicide Response	●●●●●●●●
Anthracnose	●●●●●●●●	Tar Spot	●●●●●●●●



## NOTES


Growing Degree Days (GDD)  
Flowering A • Black Layer 2380

Planting Rate 30-34 000 Plants per Acre


# A6566 <sup>GB</sup> RIB *SmartStax*<sup>®</sup> RIB COMPLETE

2850 CHU

A SmartStax® hybrid for 2850 heat unit zones providing trait protection for above and below ground insects. Combines top-end high yield potential and stability across soil types. Long ear length with very nice girth.

 Great choice for corn on corn rotations

 Strong agronomic package

 Excellent tolerance to anthracnose stalk rot

## CHARACTERISTICS

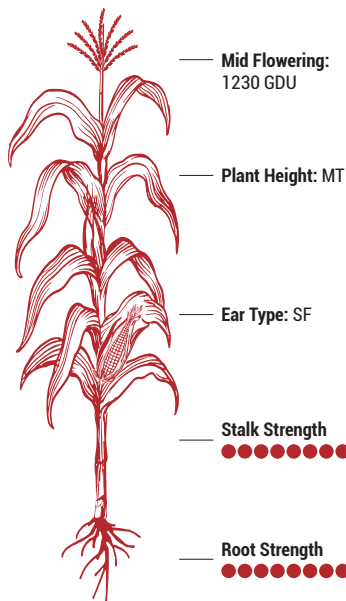
Relative Maturity	95 Days
Emergence	●●●●●●●●●●
Grain Drydown	●●●●●●●●●●
Staygreen	●●●●●●●●●●
Drought Tolerance	●●●●●●●●●●
Test Weight	●●●●●●●●●●
Plant Health	●●●●●●●●●●

## MANAGEMENT

Low Populations	●●●●●●●●●●
Med Populations	●●●●●●●●●●
High Populations	●●●●●●●●●●
Marginal Soil	●●●●●●●●●●
Productive Soil	●●●●●●●●●●
Continuous Corn	●●●●●●●●●●
Adapt to No-Till	●●●●●●●●●●

## DISEASE TOLERANCE

N Leaf Blight	●●●●●●●●●●	Gibberella Ear Mould	●●●●●●●●●●
Gray Leaf Spot	●●●●●●●●●●	Fungicide Response	●●●●●●●●●●
Anthracnose	●●●●●●●●●●	Tar Spot	●●●●●●●●●●



## NOTES


Growing Degree Days (GDD)  
Flowering A • Black Layer 2390


Planting Rate 32-36 000 Plants per Acre


# A6572 <sup>G2</sup> RIB *VTDoublePRO*<sup>®</sup> RIB COMPLETE

2850 CHU

A leader impact hybrid with tremendous top-end yield potential and nice grain quality. Has become a key hybrid in this maturity zone. Value-added above-ground insect trait protection. Very good disease package and sound agronomic characteristics. Quick emergence in the spring allows positioning across a wide range of growing environments.

 Very good early-season growth

 Responds to intensive management

 Outstanding performance in the spring - very rapid emergence

## CHARACTERISTICS

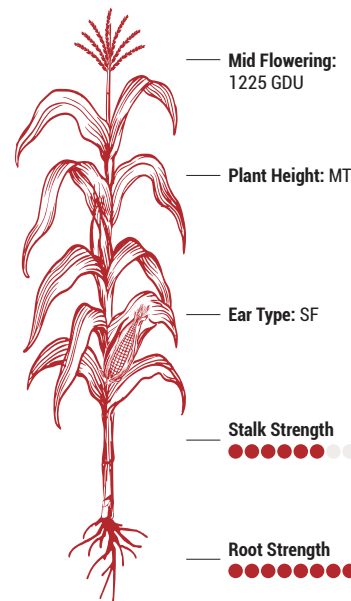
Relative Maturity	95 Days
Emergence	●●●●●●●●●●
Grain Drydown	●●●●●●●●●●
Staygreen	●●●●●●●●●●
Drought Tolerance	●●●●●●●●●●
Test Weight	●●●●●●●●●●
Plant Health	●●●●●●●●●●

## MANAGEMENT

Low Populations	●●●●●●●●●●
Med Populations	●●●●●●●●●●
High Populations	●●●●●●●●●●
Marginal Soil	●●●●●●●●●●
Productive Soil	●●●●●●●●●●
Continuous Corn	●●●●●●●●●●
Adapt to No-Till	●●●●●●●●●●

## DISEASE TOLERANCE

N Leaf Blight	●●●●●●●●●●	Gibberella Ear Mould	●●●●●●●●●●
Gray Leaf Spot	●●●●●●●●●●	Fungicide Response	●●●●●●●●●●
Anthracnose	●●●●●●●●●●	Tar Spot	●●●●●●●●●●



## NOTES

Growing Degree Days (GDD)  
Flowering A • Black Layer 2385

Planting Rate 32-36 000 Plants per Acre



# A6580 <sup>G4</sup> Trecepta<sup>®</sup>

RIB COMPLETE<sup>™</sup>

**NEW** 2875 CHU

Provides trait protection for above ground insects including Western Bean Cutworm. Consistently high end yield performance over many environments. Excellent grain quality on a consistent ear size and girth.

Defensive response to heat and drought stress

Strong emergence

Highly responsive to fungicide applications

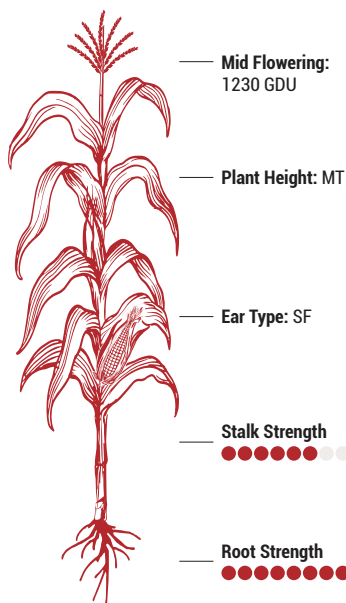
## CHARACTERISTICS

## MANAGEMENT

Relative Maturity	96 Days	Low Populations	
Emergence		Med Populations	
Grain Drydown		High Populations	
Staygreen		Marginal Soil	
Drought Tolerance		Productive Soil	
Test Weight		Continuous Corn	
Plant Health		Adapt to No-Till	

## DISEASE TOLERANCE

N Leaf Blight		Gibberella Ear Mould	
Gray Leaf Spot		Fungicide Response	
Anthracnose		Tar Spot	



## NOTES

Growing Degree Days (GDD)  
Flowering A • Black Layer 2395

Planting Rate 32-36 000 Plants per Acre

# A6585 <sup>GB</sup> SmartStax<sup>®</sup>

RIB COMPLETE<sup>™</sup>

2875 CHU

Go-anywhere hybrid. Above and below-ground insect-protected hybrid for 2875 CHU maturity. Superb performance consistency with long lasting stalk health. Expect a consistent, positive response to crop management. Strong emergence and vigour tolerate heavy corn-after-corn residue. Wide harvest window for added management flexibility.

Ideal as grain hybrid but can be positioned for silage

Very good disease package and sound agronomic characteristics

Versatile hybrid for a wide range of soils and conditions

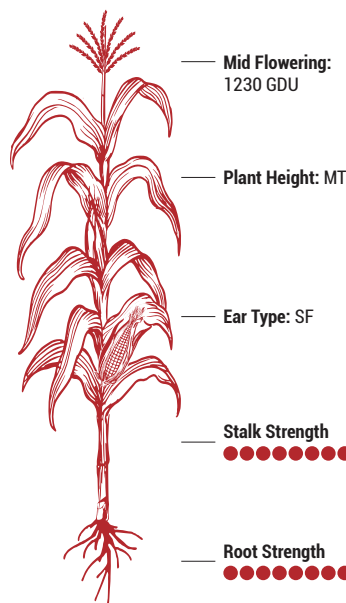
## CHARACTERISTICS

## MANAGEMENT

Relative Maturity	96 Days	Low Populations	
Emergence		Med Populations	
Grain Drydown		High Populations	
Staygreen		Marginal Soil	
Drought Tolerance		Productive Soil	
Test Weight		Continuous Corn	
Plant Health		Adapt to No-Till	

## DISEASE TOLERANCE

N Leaf Blight		Gibberella Ear Mould	
Gray Leaf Spot		Fungicide Response	
Anthracnose		Tar Spot	



## NOTES




Growing Degree Days (GDD)  
Flowering A • Black Layer 2395

Planting Rate 32-36 000 Plants per Acre

# A6694 <sup>G2</sup> RIB *VTDoublePRO*<sup>®</sup> RIB COMPLETE

2900 CHU

Impressive top-end yield potential. Value-added above-ground insect trait protection. Visually attractive fall appearance and late season plant integrity. Position with confidence and push it for high-end yields. Excellent package opportunity with A6888G2 RIB and A6757G8 RIB. Outstanding yield capacity in multiple environments.

-  Excellent stay-green and late season intactness
-  Responds to intensive management
-  Early flowering for maturity rating allows for rapid grain setup

## CHARACTERISTICS

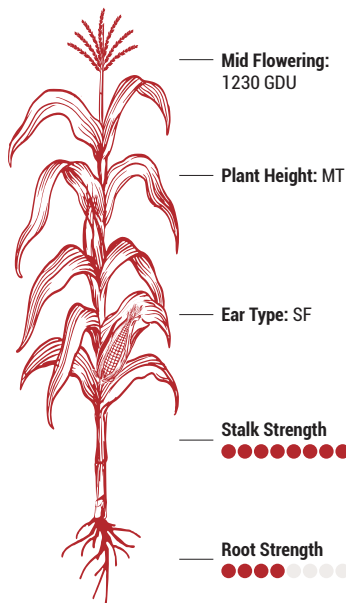
Relative Maturity	97 Days
Emergence	●●●●●●●●●●
Grain Drydown	●●●●●●●●●●
Staygreen	●●●●●●●●●●
Drought Tolerance	●●●●●●●●●●
Test Weight	●●●●●●●●●●
Plant Health	●●●●●●●●●●

## MANAGEMENT

Low Populations	●●●●●●●●●●
Med Populations	●●●●●●●●●●
High Populations	●●●●●●●●●●
Marginal Soil	●●●●●●●●●●
Productive Soil	●●●●●●●●●●
Continuous Corn	●●●●●●●●●●
Adapt to No-Till	●●●●●●●●●●

## DISEASE TOLERANCE

N Leaf Blight	●●●●●●●●●●	Gibberella Ear Mould	●●●●●●●●●●
Gray Leaf Spot	●●●●●●●●●●	Fungicide Response	●●●●●●●●●●
Anthracnose	●●●●●●●●●●	Tar Spot	●●●●●●●●●●



## NOTES




Growing Degree Days (GDD)  
Flowering E • Black Layer 2450

Planting Rate 32-36 000 Plants per Acre

# A6888 <sup>G2</sup> RIB *VTDoublePRO*<sup>®</sup> RIB COMPLETE

2950 CHU

A tried, tested and true product with the ability to produce top end yields over a wide range of environments. Highly responsive to management, but also able to perform in lower yield potential situations. Excellent stress and leaf disease tolerances. Great choice for dual-purpose grain and silage use. Maintains plant integrity through late season.

-  Strong emergence and early vigour
-  Expect a positive response to crop management
-  Maintains strong performance in low-yield environments

## CHARACTERISTICS

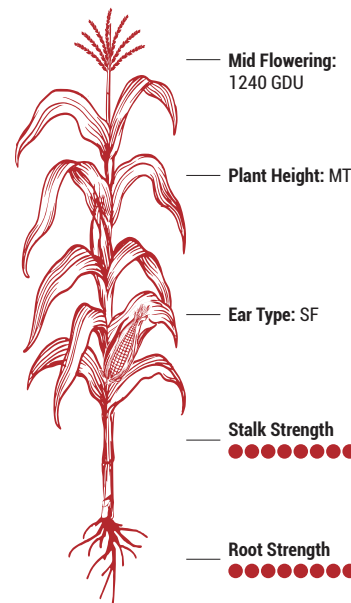
Relative Maturity	99 Days
Emergence	●●●●●●●●●●
Grain Drydown	●●●●●●●●●●
Staygreen	●●●●●●●●●●
Drought Tolerance	●●●●●●●●●●
Test Weight	●●●●●●●●●●
Plant Health	●●●●●●●●●●

## MANAGEMENT

Low Populations	●●●●●●●●●●
Med Populations	●●●●●●●●●●
High Populations	●●●●●●●●●●
Marginal Soil	●●●●●●●●●●
Productive Soil	●●●●●●●●●●
Continuous Corn	●●●●●●●●●●
Adapt to No-Till	●●●●●●●●●●

## DISEASE TOLERANCE

N Leaf Blight	●●●●●●●●●●	Gibberella Ear Mould	●●●●●●●●●●
Gray Leaf Spot	●●●●●●●●●●	Fungicide Response	●●●●●●●●●●
Anthracnose	●●●●●●●●●●	Tar Spot	●●●●●●●●●●



## NOTES


Growing Degree Days (GDD)  
Flowering A • Black Layer 2490


Planting Rate 32-38 000 Plants per Acre

# A6757 <sup>GB</sup> RIB *SmartStax*<sup>®</sup> RIB COMPLETE<sup>™</sup>

2950 CHU

A flagship proven hybrid that has a combination of yield and grain quality. Outstanding consistent yield producer with excellent ear mould resistance. Visually attractive with an upright leaf stature. Rock solid agronomic package allows for flexibility of late harvest window. Great choice for dual-purpose grain and silage use. Outstanding ear mould resistance year after year.

 Takes advantage in high-yielding management systems

 Excellent agronomic package for no-till and reduced tillage systems

 Strong emergence and vigour

## CHARACTERISTICS

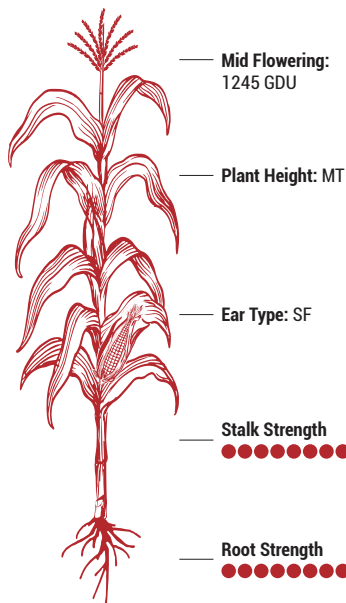
Relative Maturity	99 Days
Emergence	●●●●●●●●
Grain Drydown	●●●●●●●●
Staygreen	●●●●●●●●
Drought Tolerance	●●●●●●●●
Test Weight	●●●●●●●●
Plant Health	●●●●●●●●

## MANAGEMENT

Low Populations	●●●●●●●●
Med Populations	●●●●●●●●
High Populations	●●●●●●●●
Marginal Soil	●●●●●●●●
Productive Soil	●●●●●●●●
Continuous Corn	●●●●●●●●
Adapt to No-Till	●●●●●●●●

## DISEASE TOLERANCE

N Leaf Blight	●●●●●●●●	Gibberella Ear Mould	●●●●●●●●
Gray Leaf Spot	●●●●●●●●	Fungicide Response	●●●●●●●●
Anthraco	●●●●●●●●	Tar Spot	●●●●●●●●



## NOTES

Growing Degree Days (GDD)  
Flowering A • Black Layer 2510


Planting Rate 30-38 000 Plants per Acre


# A6975 <sup>G2</sup> RIB *VT DoublePRO*<sup>®</sup> RIB COMPLETE<sup>™</sup>


 NEW

2975 CHU

Versatile hybrid with strong emergence. Solid Late season plant health Very good harvestability and solid ear mould tolerance. Strong yields for maturity with nice grain quality.

 Excels with final plant stands 34-35,000ppa

 Nice late season intactness

 Nice response to fungicide in high yielding environments

## CHARACTERISTICS

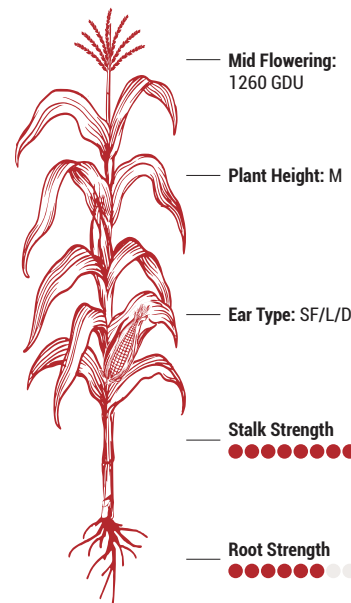
Relative Maturity	99 Days
Emergence	●●●●●●●●
Grain Drydown	●●●●●●●●
Staygreen	●●●●●●●●
Drought Tolerance	●●●●●●●●
Test Weight	●●●●●●●●
Plant Health	●●●●●●●●

## MANAGEMENT

Low Populations	●●●●●●●●
Med Populations	●●●●●●●●
High Populations	●●●●●●●●
Marginal Soil	●●●●●●●●
Productive Soil	●●●●●●●●
Continuous Corn	●●●●●●●●
Adapt to No-Till	●●●●●●●●

## DISEASE TOLERANCE

N Leaf Blight	●●●●●●●●	Gibberella Ear Mould	●●●●●●●●
Gray Leaf Spot	--	Fungicide Response	●●●●●●●●
Anthraco	●●●●●●●●	Tar Spot	●●●●●●●●



## NOTES

Growing Degree Days (GDD)  
Flowering A • Black Layer 2520

Planting Rate 33-36 000 Plants per Acre

# A6929 <sup>G4</sup> RIB Trecepta®

RIB COMPLETE™

3000 CHU

A very exciting Trecepta® traited hybrid for 3000 heat unit zones. Trait protection for western bean cutworm and corn earworm. Very high end yield potential for grain, potential for silage useage. Very good emergence and strong spring vigour. Consistent girthy ears with high kernel count. Fast grain drydown. Excellent overall disease tolerance.



Excellent late season health and plant intactness allow for late harvest



Can be used as a dual purpose grain and silage hybrid



Adapts very well to sand and lighter soils

## CHARACTERISTICS

Relative Maturity	99 Days
Emergence	●●●●●●●●●●
Grain Drydown	●●●●●●●●●●
Staygreen	●●●●●●●●●●
Drought Tolerance	●●●●●●●●●●
Test Weight	●●●●●●●●●●
Plant Health	●●●●●●●●●●

## MANAGEMENT

Low Populations	●●●●●●●●●●
Med Populations	●●●●●●●●●●
High Populations	●●●●●●●●●●
Marginal Soil	●●●●●●●●●●
Productive Soil	●●●●●●●●●●
Continuous Corn	●●●●●●●●●●
Adapt to No-Till	●●●●●●●●●●

## DISEASE TOLERANCE

N Leaf Blight	●●●●●●●●●●	Gibberella Ear Mould	●●●●●●●●●●
Gray Leaf Spot	●●●●●●●●●●	Fungicide Response	●●●●●●●●●●
Anthracnose	●●●●●●●●●●	Tar Spot	●●●●●●●●●●



Mid Flowering: 1265 GDU

Plant Height: T

Ear Type: FL

Stalk Strength ●●●●●●●●●●

Root Strength ●●●●●●●●●●

## NOTES

Growing Degree Days (GDD)  
Flowering L • Black Layer 2510

Planting Rate 30-34 000 Plants per Acre

# A6967 <sup>E</sup> CONVENTIONAL

3025 CHU

Conventional version of A7270 for highly consistent yield with excellent drydown. Outstanding emergence, spring vigour, drought and stress tolerance. Outstanding late season intactness and standability.



Plant early to take advantage of rapid emergence and vigour



Moves well south of primary area of adaptation



Excellent dual-purpose choice as grain and silage performer

## CHARACTERISTICS

Relative Maturity	100 Days
Emergence	●●●●●●●●●●
Grain Drydown	●●●●●●●●●●
Staygreen	●●●●●●●●●●
Drought Tolerance	●●●●●●●●●●
Test Weight	●●●●●●●●●●
Plant Health	●●●●●●●●●●

## MANAGEMENT

Low Populations	●●●●●●●●●●
Med Populations	●●●●●●●●●●
High Populations	●●●●●●●●●●
Marginal Soil	●●●●●●●●●●
Productive Soil	●●●●●●●●●●
Continuous Corn	●●●●●●●●●●
Adapt to No-Till	●●●●●●●●●●

## DISEASE TOLERANCE

N Leaf Blight	●●●●●●●●●●	Gibberella Ear Mould	●●●●●●●●●●
Gray Leaf Spot	●●●●●●●●●●	Fungicide Response	●●●●●●●●●●
Anthracnose	●●●●●●●●●●	Tar Spot	●●●●●●●●●●



Mid Flowering: 1250 GDU

Plant Height: MT

Ear Type: SF

Stalk Strength ●●●●●●●●●●

Root Strength ●●●●●●●●●●

## NOTES


Growing Degree Days (GDD)  
Flowering A • Black Layer 2520


Planting Rate 32-36 000 Plants per Acre

# A7197 <sup>GB</sup> RIB *SmartStax*<sup>®</sup> RIB COMPLETE<sup>™</sup>

3050 CHU

Industry leading yield potential for this maturity with above and below-ground insect-protected hybrid for 3050 CHU maturity range. An impact hybrid in the lineup. A tall-statured plant featuring consistent ear size and long lasting stalk and leaf health. Outstanding disease package and sound agronomic characteristics. Very strong late-season intactness and ease of harvest.

 Very good drydown allows for flexible harvest

 Excellent late season health and plant intactness allow for late harvest

 Outstanding health and disease tolerant

## CHARACTERISTICS

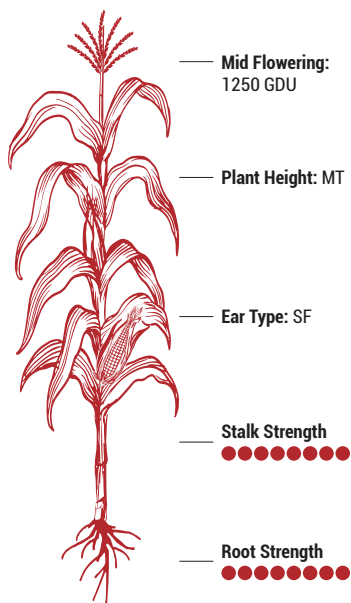
Relative Maturity	100 Days
Emergence	●●●●●●●●
Grain Drydown	●●●●●●●●
Staygreen	●●●●●●●●
Drought Tolerance	●●●●●●●●
Test Weight	●●●●●●●●
Plant Health	●●●●●●●●

## MANAGEMENT

Low Populations	●●●●●●●●
Med Populations	●●●●●●●●
High Populations	●●●●●●●●
Marginal Soil	●●●●●●●●
Productive Soil	●●●●●●●●
Continuous Corn	●●●●●●●●
Adapt to No-Till	●●●●●●●●

## DISEASE TOLERANCE

N Leaf Blight	●●●●●●●●	Gibberella Ear Mould	●●●●●●●●
Gray Leaf Spot	●●●●●●●●	Fungicide Response	●●●●●●●●
Anthracnose	●●●●●●●●	Tar Spot	●●●●●●●●



## NOTES

Growing Degree Days (GDD)  
Flowering A • Black Layer 2520


Planting Rate 32-34 000 Plants per Acre


# A7199 <sup>GS</sup> RIB *SmartStax*<sup>®</sup> PRO With RNAi TECHNOLOGY


 NEW

3075 CHU

Exciting NEW 3075CHU hybrid, well suited to continuous corn acres, offering high end yield protected with defensive trait technology.

 Strong emergence and early season vigour

 Good stalks and very good roots

 Good disease tolerances including anthracnose stalk rot

## CHARACTERISTICS

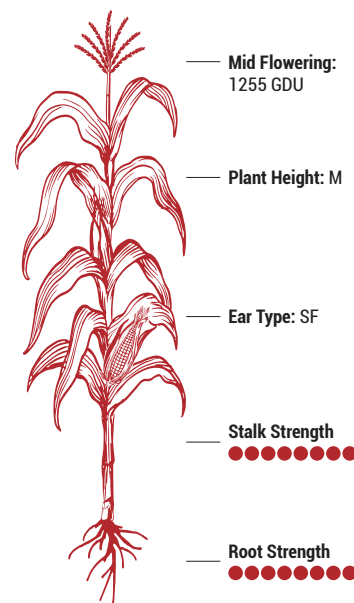
Relative Maturity	101 Days
Emergence	●●●●●●●●
Grain Drydown	●●●●●●●●
Staygreen	●●●●●●●●
Drought Tolerance	●●●●●●●●
Test Weight	●●●●●●●●
Plant Health	●●●●●●●●

## MANAGEMENT

Low Populations	●●●●●●●●
Med Populations	●●●●●●●●
High Populations	●●●●●●●●
Marginal Soil	●●●●●●●●
Productive Soil	●●●●●●●●
Continuous Corn	●●●●●●●●
Adapt to No-Till	●●●●●●●●

## DISEASE TOLERANCE

N Leaf Blight	●●●●●●●●	Gibberella Ear Mould	●●●●●●●●
Gray Leaf Spot	●●●●●●●●	Fungicide Response	●●●●●●●●
Anthracnose	●●●●●●●●	Tar Spot	●●●●●●●●



## NOTES

Growing Degree Days (GDD)  
Flowering A • Black Layer 2525

Planting Rate 32-36 000 Plants per Acre

# A7181 CONVENTIONAL

3075 CHU

An exciting conventional hybrid for 3075 heat unit zones. Outstanding top end yield potential. Excellent ear girth with a semi-Flex ear style. Ear carries large kernels that are wide and deep.



Best performance is at moderate to higher populations



Best placed in optimal soil situations that aid in root development



Strong spring emergence and vigour.

## CHARACTERISTICS

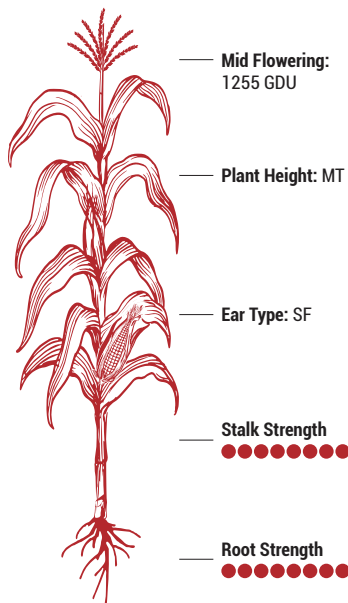
Relative Maturity	101 Days
Emergence	
Grain Drydown	
Staygreen	
Drought Tolerance	
Test Weight	
Plant Health	

## MANAGEMENT

Low Populations	
Med Populations	
High Populations	
Marginal Soil	
Productive Soil	
Continuous Corn	
Adapt to No-Till	

## DISEASE TOLERANCE

N Leaf Blight		Gibberella Ear Mould	
Gray Leaf Spot		Fungicide Response	
Anthracnose		Tar Spot	



## NOTES

Growing Degree Days (GDD)  
Flowering A • Black Layer 2535

Planting Rate 28-34 000 Plants per Acre

# A7275 **VTDoublePRO** RIB COMPLETE

3075 CHU

 NEW

An exciting new hybrid with good early season emergence and ability to excel in various soil types, specifically sand and loam ground. Strong stalks, roots, in addition to its disease tolerance across the region. This new hybrid has excellent yield potential for its maturity.



Diverse across soil types



Strong stalks and roots, while featuring great late season health



Optimizes harvest with plant integrity

## CHARACTERISTICS

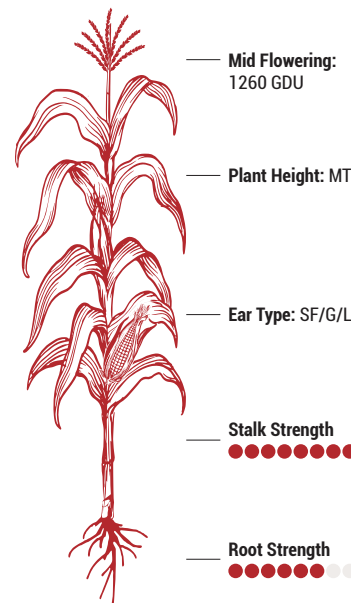
Relative Maturity	102 Days
Emergence	
Grain Drydown	
Staygreen	
Drought Tolerance	
Test Weight	
Plant Health	

## MANAGEMENT

Low Populations	
Med Populations	
High Populations	
Marginal Soil	
Productive Soil	
Continuous Corn	
Adapt to No-Till	

## DISEASE TOLERANCE

N Leaf Blight		Gibberella Ear Mould	
Gray Leaf Spot		Fungicide Response	
Anthracnose		Tar Spot	



## NOTES

Growing Degree Days (GDD)  
Flowering A • Black Layer 2540

Planting Rate 32-36 000 Plants per Acre

# A7303 CONVENTIONAL

3150 CHU

Conventional version of A7373G2 RIB hybrid for 3150 CHU maturity range. Features superior high-end yield potential with large ear size and girth. Very good ear flex allows for adaptation to tougher acres and coarse soils. Outstanding late-season intactness.



Agronomically sound with solid foliar disease package



Responds to high-yielding environments



Flexible ear style allows population to match yield goal

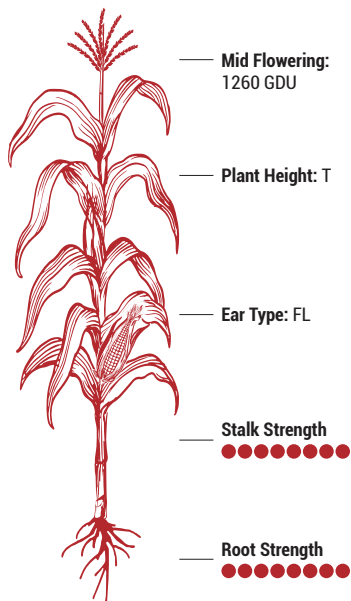
## CHARACTERISTICS

## MANAGEMENT

Relative Maturity	103 Days	Low Populations	
Emergence		Med Populations	
Grain Drydown		High Populations	
Staygreen		Marginal Soil	
Drought Tolerance		Productive Soil	
Test Weight		Continuous Corn	
Plant Health		Adapt to No-Till	

## DISEASE TOLERANCE

N Leaf Blight		Gibberella Ear Mould	
Gray Leaf Spot		Fungicide Response	
Anthracnose		Tar Spot	



## NOTES

Growing Degree Days (GDD)  
Flowering A • Black Layer 2550

Planting Rate 30-34 000 Plants per Acre

# A7373 RIB

3175 CHU

Features superior high-end yield potential with large ear size and girth. Very good ear flex allows for adaptation to tougher acres and coarse soil types. Agronomically sound with solid foliar disease package. A hybrid with phenomenal upper end yield potential. Flex nature and strong plant health allow positioning across a wide range of acres.



Handles challenging situations well



Responds to high-yielding environments but is also adapted to medium to lower yielding fields



Use as a dual-purpose hybrid

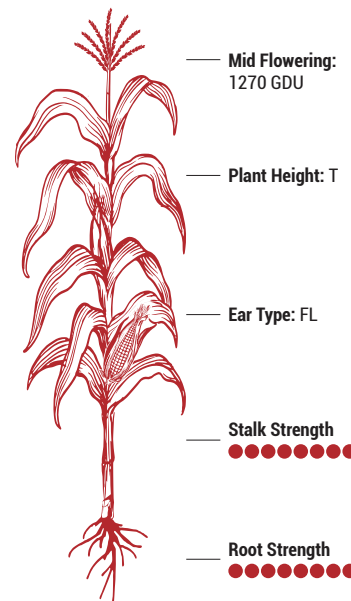
## CHARACTERISTICS

## MANAGEMENT

Relative Maturity	104 Days	Low Populations	
Emergence		Med Populations	
Grain Drydown		High Populations	
Staygreen		Marginal Soil	
Drought Tolerance		Productive Soil	
Test Weight		Continuous Corn	
Plant Health		Adapt to No-Till	

## DISEASE TOLERANCE

N Leaf Blight		Gibberella Ear Mould	
Gray Leaf Spot		Fungicide Response	
Anthracnose		Tar Spot	



## NOTES

Growing Degree Days (GDD)  
Flowering A • Black Layer 2560

Planting Rate 30-34 000 Plants per Acre

# A7388 <sup>GB</sup> RIB SmartStax<sup>®</sup> RIB COMPLETE

NEW 3175 CHU

Provides trait protection for above and below ground insects. Impressive yield performance over multiple environments. Very nice grain quality and visually appealing ear aspect.

Displays good stand establishment in tough conditions

A great choice to maximize highly productive acres

Very strong emergence and early seedling vigour

## CHARACTERISTICS

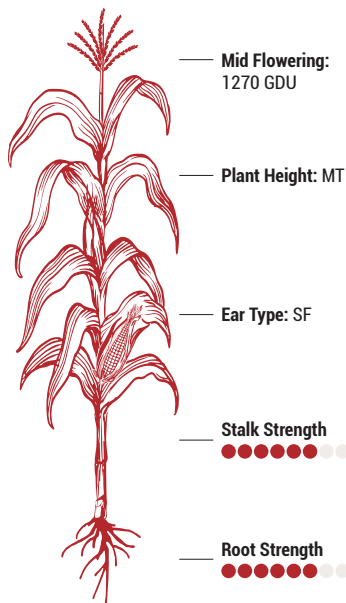
Relative Maturity	104 Days
Emergence	
Grain Drydown	
Staygreen	
Drought Tolerance	
Test Weight	
Plant Health	

## MANAGEMENT

Low Populations	
Med Populations	
High Populations	
Marginal Soil	
Productive Soil	
Continuous Corn	
Adapt to No-Till	

## DISEASE TOLERANCE

N Leaf Blight		Gibberella Ear Mould	
Gray Leaf Spot		Fungicide Response	
Anthracnose		Tar Spot	



## NOTES

Growing Degree Days (GDD)  
Flowering A • Black Layer 2560

Planting Rate 30-36 000 Plants per Acre

# A7599 <sup>GS</sup> RIB SmartStax<sup>®</sup> PRO With RNAi TECHNOLOGY

NEW 3225 CHU

Trait protection for above and below ground pests. Great top end, stable yield potential for grain. Strong spring emergence and vigour. Consistent girthy ears with high kernel count. Sturdy plant for outstanding late season intactness and amazing standability.

Excellent disease tolerance with long lasting health and staygreen

Average flowering for maturity rating

Best positioned on light to medium textured soils

## CHARACTERISTICS

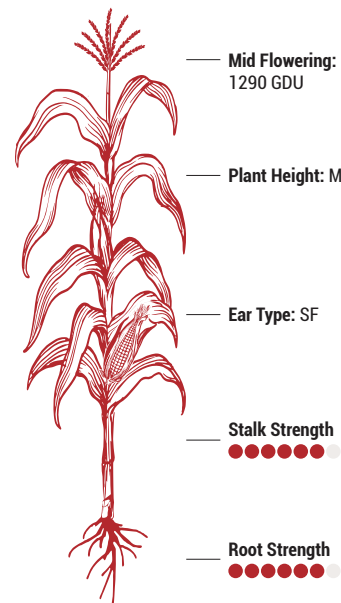
Relative Maturity	106 Days
Emergence	
Grain Drydown	
Staygreen	
Drought Tolerance	
Test Weight	
Plant Health	

## MANAGEMENT

Low Populations	
Med Populations	
High Populations	
Marginal Soil	
Productive Soil	
Continuous Corn	
Adapt to No-Till	

## DISEASE TOLERANCE

N Leaf Blight		Gibberella Ear Mould	
Gray Leaf Spot		Fungicide Response	
Anthracnose		Tar Spot	



## NOTES

Growing Degree Days (GDD)  
Flowering A • Black Layer 2565

Planting Rate 32-34 000 Plants per Acre




# A7790 <sup>GB</sup> RIB SmartStax<sup>®</sup> RIB COMPLETE

3250 CHU

Proven agronomically complete. Outstanding grain quality and test weight across all soil types. Long, consistent ears with eye-catching looks. Very strong agronomics support higher plant populations. Well-balanced plant with visually attractive plant and ear stature. Exceptional ear size consistency.

 Very good choice for no-till and continuous corn systems

 A great late-harvest option

 Plant at medium to higher populations for optimum performance

## CHARACTERISTICS

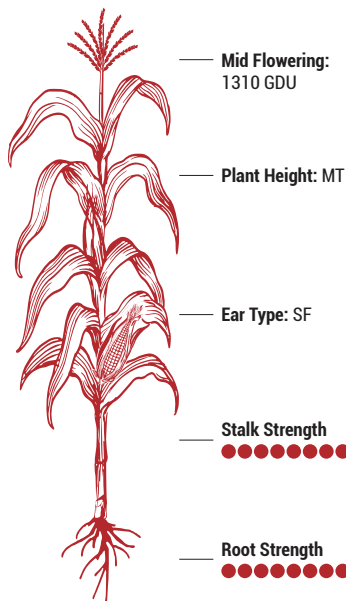
Relative Maturity	107 Days
Emergence	●●●●●●●●●●
Grain Drydown	●●●●●●●●●●
Staygreen	●●●●●●●●●●
Drought Tolerance	●●●●●●●●●●
Test Weight	●●●●●●●●●●
Plant Health	●●●●●●●●●●

## MANAGEMENT

Low Populations	●●●●●●●●●●
Med Populations	●●●●●●●●●●
High Populations	●●●●●●●●●●
Marginal Soil	●●●●●●●●●●
Productive Soil	●●●●●●●●●●
Continuous Corn	●●●●●●●●●●
Adapt to No-Till	●●●●●●●●●●

## DISEASE TOLERANCE

N Leaf Blight	●●●●●●●●●●	Gibberella Ear Mould	●●●●●●●●●●
Gray Leaf Spot	●●●●●●●●●●	Fungicide Response	●●●●●●●●●●
Anthracnose	●●●●●●●●●●	Tar Spot	●●●●●●●●●●



## NOTES


Growing Degree Days (GDD)  
Flowering A • Black Layer 2575


Planting Rate 32-36 000 Plants per Acre


# A8188 <sup>GB</sup> RIB SmartStax<sup>®</sup> RIB COMPLETE

3350 CHU

A grain hybrid for 3350 heat unit zones providing trait protection for above and below insects. Outstanding top end yield potential. Long lasting staygreen and health.

 A risk-reducer that handles stress well

 Focus on intended geography or later planting and position with confidence

 Excellent choice to partner with A8303G8

## CHARACTERISTICS

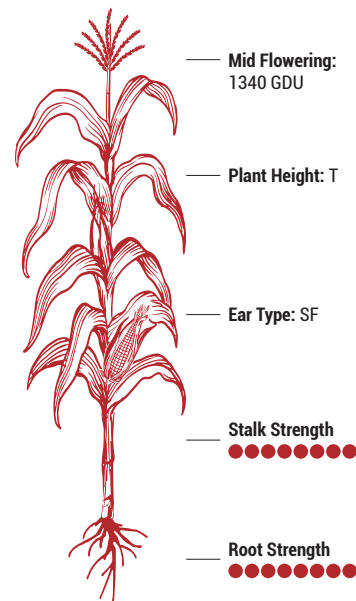
Relative Maturity	110 Days
Emergence	●●●●●●●●●●
Grain Drydown	●●●●●●●●●●
Staygreen	●●●●●●●●●●
Drought Tolerance	●●●●●●●●●●
Test Weight	●●●●●●●●●●
Plant Health	●●●●●●●●●●

## MANAGEMENT

Low Populations	●●●●●●●●●●
Med Populations	●●●●●●●●●●
High Populations	●●●●●●●●●●
Marginal Soil	●●●●●●●●●●
Productive Soil	●●●●●●●●●●
Continuous Corn	●●●●●●●●●●
Adapt to No-Till	●●●●●●●●●●

## DISEASE TOLERANCE

N Leaf Blight	●●●●●●●●●●	Gibberella Ear Mould	●●●●●●●●●●
Gray Leaf Spot	●●●●●●●●●●	Fungicide Response	●●●●●●●●●●
Anthracnose	●●●●●●●●●●	Tar Spot	●●●●●●●●●●



## NOTES

Growing Degree Days (GDD)  
Flowering A • Black Layer 2585

Planting Rate 30-34 000 Plants per Acre

# A8303 <sup>GB</sup> RIB

**SmartStax**  
RIB COMPLETE

3400 CHU

Full-season benchmark hybrid. Phenomenally high yield potential with outstanding ear size consistency. Visually attractive ears with packed heavy grain. Stellar late-season plant health and ease of harvest. Robust plant style that's quick to fully canopy.



Determinate ear responds to higher populations



Quick to fully canopy



Stellar late-season plant health and ease of harvest

## CHARACTERISTICS

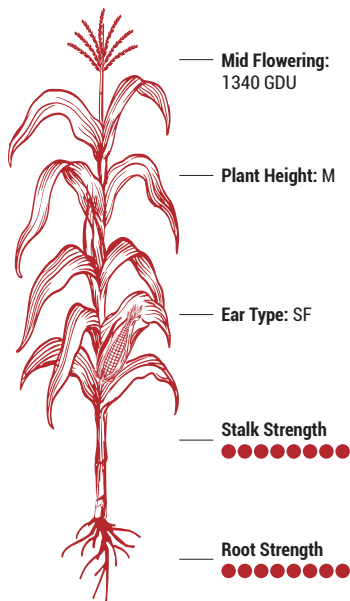
Relative Maturity	112 Days
Emergence	●●●●●●●●●●
Grain Drydown	●●●●●●●●●●
Staygreen	●●●●●●●●●●
Drought Tolerance	●●●●●●●●●●
Test Weight	●●●●●●●●●●
Plant Health	●●●●●●●●●●

## MANAGEMENT

Low Populations	●●●●●●●●●●
Med Populations	●●●●●●●●●●
High Populations	●●●●●●●●●●
Marginal Soil	●●●●●●●●●●
Productive Soil	●●●●●●●●●●
Continuous Corn	●●●●●●●●●●
Adapt to No-Till	●●●●●●●●●●

## DISEASE TOLERANCE

N Leaf Blight	●●●●●●●●●●	Gibberella Ear Mould	●●●●●●●●●●
Gray Leaf Spot	●●●●●●●●●●	Fungicide Response	●●●●●●●●●●
Anthracnose	●●●●●●●●●●	Tar Spot	●●●●●●●●●●



## NOTES

Growing Degree Days (GDD)  
Flowering A • Black Layer 2595

Planting Rate 34-40 000 Plants per Acre



# SILAGE CORN HYBRIDS

AS1017RR EDF.....	38	A6018G2 RIB.....	46
AS1018G2 EDF RIB.....	38	A6566G8 RIB.....	47
A4414RR.....	39	A6585G8 RIB.....	47
A4705HMRR.....	39	AS1097G8 EDF RIB.....	48
A4646G2 RIB.....	40	A6888G2 RIB.....	48
A4848G2 RIB.....	40	A6757G8 RIB.....	49
A4939G2 RIB.....	41	A6929G4 RIB.....	49
AS1027RR EDF.....	41	A7197G8 RIB.....	50
AS1028G2 EDF RIB.....	42	A6967.....	50
AS1047RR EDF.....	42	A7181.....	51
A5292G8 RIB.....	43	A7275G2 RIB.....	51
A5432G2 RIB.....	43	A7303.....	52
A5686G2 RIB.....	44	A7373G2 RIB.....	52
A5977G8 RIB.....	44	A7790G8 RIB.....	53
A6260G8 RIB.....	45	A8188G8 RIB.....	53
A6015.....	45	A8303G8 RIB.....	54
A6016RR.....	46		



# AS1017

G1  
RR EDF



2050-2250 CHU

Ideal choice for short season silage production. Superb forage yields from an early silage, high-moisture corn, offering opportunity in shorter season growing areas. Slow grain-drying rate preserves reliable and consistent feed quality at ideal moisture content. Strong emergence and aggressive spring vigour. A solid fit for beef feedlot operations. Tall, uniform plant height. Produces consistent ear size with flint kernels on white cob.



High Milk & Beef per Acre values





Widely adapted East to West in varying growing environments



Handles tough, variable soils, as well as highly productive soils

## CHARACTERISTICS

## MANAGEMENT



## DISEASE TOLERANCE



Mid Flowering:  
1125 GDU

Plant Height: T

Ear Type: F

Stalk Strength  
●●●●●●●●

Root Strength  
●●●●●●●●

## NOTES

Growing Degree Days (GDD)  
Flowering: L

Planting Rate 30-36 000 Plants per Acre

# AS1018

G2  
EDF RIB



2050-2250 CHU



Silage specific hybrid with above ground insect trait protection. Ideal choice for short season silage production. Superb forage yields from an early silage, high-moisture corn, offering opportunity in shorter season growing areas. Slow grain-drying rate preserves reliable and consistent feed quality at ideal moisture content. Strong emergence and aggressive spring vigour. A solid fit for beef feedlot operations. Tall, uniform plant height. Produces consistent ear size with flint kernels on white cob.



High Milk & Beef per Acre values




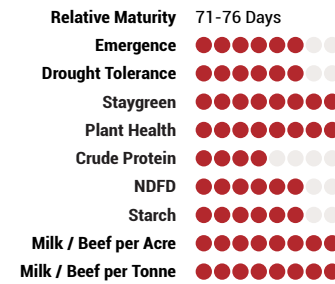
Widely adapted East to West in varying growing environments



Handles tough, variable soils, as well as highly productive soils

## CHARACTERISTICS

## MANAGEMENT



## DISEASE TOLERANCE



Mid Flowering:  
1125 GDU

Plant Height: T

Ear Type: F

Stalk Strength  
●●●●●●●●

Root Strength  
●●●●●●●●

## NOTES

Growing Degree Days (GDD)  
Flowering: L

Planting Rate 30-36 000 Plants per Acre

# A4414

G1  
RR



2050-2125 CHU

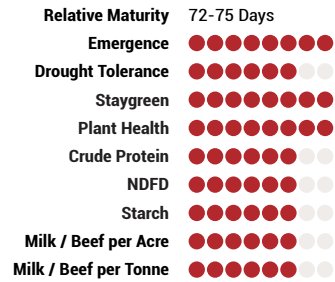
Features dual-purpose grain and silage characteristics. Combines early maturity with very good digestibility for high energy yield. Stable performer on challenging sites where early harvesting is a necessity. Outstanding emergence, standability and health. Long-lasting stay-green. Early grain maturity, ensuring a high starch content and an early harvest. Maximum starch yield candidate.

Superior emergence for diverse soil placement


Great stalks and plant health

Strong starch and protein values

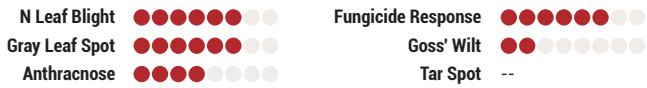
## CHARACTERISTICS



## MANAGEMENT



## DISEASE TOLERANCE



EDF EDP



Mid Flowering: 1110 GDU

Plant Height: T

Ear Type: F

Stalk Strength ●●●●●●●●

Root Strength ●●●●●●●●

## NOTES

Growing Degree Days (GDD)

Flowering: A

Planting Rate 32-36 000 Plants per Acre

# A4705

G1  
HMRR



2200-2350 CHU

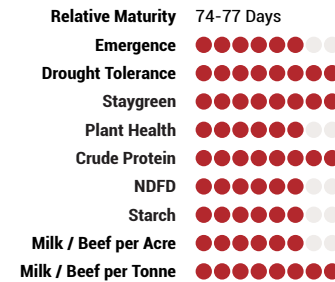
Benchmark product for the silage, grazing and high-moisture corn grower. Ideal for securing an early harvest regardless of planting date. Slow grain drying rate preserves reliable and consistent feed quality at ideal moisture content for a wide harvest window. Positive digestibility-to-starch ratio and exceptionally long lasting staygreen. Consistently high quality energy content and intake potential. Excellent for grazing use with high yield, nutrition and strong stalks. Solid fit for beef or dairy operations.

High forage yield potential and high beef per tonne potential


Resilient staygreen and drought tolerance

Strong emergence and aggressive spring vigour

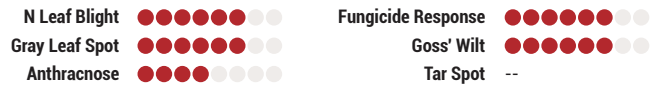
## CHARACTERISTICS



## MANAGEMENT



## DISEASE TOLERANCE



EDF EDP



Mid Flowering: 1120 GDU

Plant Height: MT

Ear Type: SF

Stalk Strength ●●●●●●●●

Root Strength ●●●●●●●●

## NOTES

Growing Degree Days (GDD)

Flowering: E

Planting Rate 32-36 000 Plants per Acre

# A4646 <sup>G2</sup> RIB <sup>VT</sup>DoublePRO<sup>®</sup> RIB COMPLETE

2175-2275 CHU

Dual-purpose silage and grain hybrid with the benefit of above ground insect trait protection. This hybrid is diverse in soil type placement and management across the country. This hybrid gives growers the opportunity to harvest early in the season.

- Early grain maturity, ensuring a high starch content and an early harvest
- Strong emergence, standability and plant health
- Combines very good digestibility and high starch content for high energy yield

## CHARACTERISTICS

Relative Maturity	75-77 Days
Emergence	●●●●●●●●
Drought Tolerance	●●●●●●●●
Staygreen	●●●●●●●●
Plant Health	●●●●●●●●
Crude Protein	●●●●●●●●
NDFD	●●●●●●●●
Starch	●●●●●●●●
Milk / Beef per Acre	●●●●●●●●
Milk / Beef per Tonne	●●●●●●●●

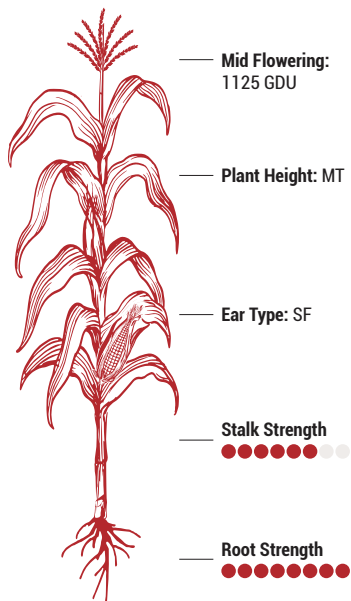
## MANAGEMENT

Low Populations	●●●●●●●●
Med Populations	●●●●●●●●
High Populations	●●●●●●●●
Marginal Soil	●●●●●●●●
Productive Soil	●●●●●●●●
Continuous Corn	●●●●●●●●

## DISEASE TOLERANCE

N Leaf Blight	●●●●●●●●
Gray Leaf Spot	●●●●●●●●
Anthracnose	●●●●●●●●
Fungicide Response	●●●●●●●●
Goss' Wilt	●●●●●●●●
Tar Spot	--

EDF EDP



## NOTES

Growing Degree Days (GDD)  
Flowering: A

Planting Rate 32-36 000 Plants per Acre

# A4848 <sup>G2</sup> RIB <sup>VT</sup>DoublePRO<sup>®</sup> RIB COMPLETE

2375 CHU

Provides trait protection for above ground insects. Medium length/girthy ears producing quality clean grain. Shows stable yield in it's adapted maturity zone. Desirable yield to moisture ratios.

- Solid yield potential in stress environments
- Strong spring emergence and vigour
- Impressive season-long stalk and root strength

## CHARACTERISTICS

Relative Maturity	80 Days
Emergence	●●●●●●●●
Grain Drydown	●●●●●●●●
Staygreen	●●●●●●●●
Drought Tolerance	●●●●●●●●
Test Weight	●●●●●●●●
Plant Health	●●●●●●●●

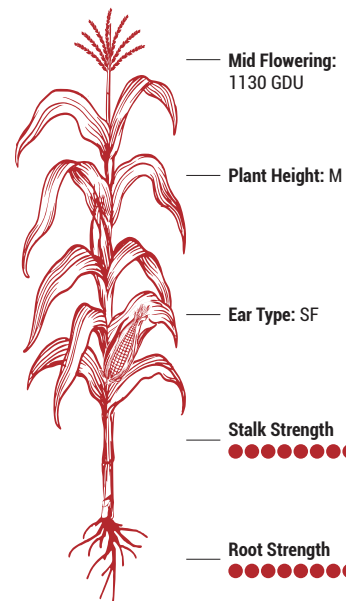
## MANAGEMENT

Low Populations	●●●●●●●●
Med Populations	●●●●●●●●
High Populations	●●●●●●●●
Marginal Soil	●●●●●●●●
Productive Soil	●●●●●●●●
Continuous Corn	●●●●●●●●
Adapt to No-Till	●●●●●●●●

## DISEASE TOLERANCE

N Leaf Blight	●●●●●●●●
Gray Leaf Spot	●●●●●●●●
Anthracnose	●●●●●●●●
Gibberella Ear Mould	●●●●●●●●
Fungicide Response	●●●●●●●●
Tar Spot	--

EDF EDP



## NOTES

Growing Degree Days (GDD)  
Flowering E • Black Layer 2240

Planting Rate 32-36 000 Plants per Acre



# A4939

G2 RIB **VT DoublePRO**  
RIB COMPLETE

NEW 2225-2375 CHU


A proven dual-purpose silage or grain hybrid choice for varying soil types. Maximum starch yield with rock solid performance. An excellent dual-purpose grain or silage hybrid choice for varying soil types. Very good option for high nutritional value with maximum starch yield.

Ideal balance of forage yield and energy content


Consistent top-end tonnage punch with flex ears

Outstanding health and agronomics

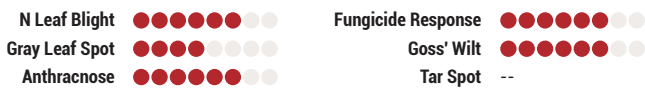
## CHARACTERISTICS



## MANAGEMENT



## DISEASE TOLERANCE



EDF EDP



Mid Flowering: 1140 GDU

Plant Height: MT

Ear Type: SF

Stalk Strength ●●●●●●●●

Root Strength ●●●●●●●●

Growing Degree Days (GDD)

Flowering: A

Planting Rate 30-34 000 Plants per Acre

## NOTES

# AS1027

G1 RR EDF **Roundup Ready<sup>2</sup> CORN**

2250-2425 CHU

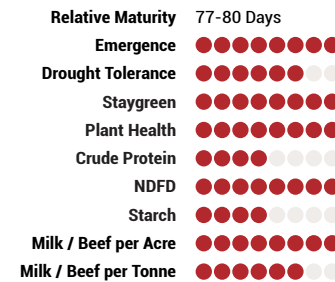
Rewards growers with high yields for an early harvest. Excellent silage characteristics, yield and energy content. Slow grain and plant drying rate preserves reliable and consistent feed quality at ideal moisture content. Excellent choice for beef feedlot producers.

Strong choice for high moisture corn or silage feed


Very tall plant with consistent ears that produce flint kernels on white cob

Additional staygreen for a wider harvest window

## CHARACTERISTICS



## MANAGEMENT



## DISEASE TOLERANCE



EDF EDP



Mid Flowering: 1135 GDU

Plant Height: VT

Ear Type: FL

Stalk Strength ●●●●●●●●

Root Strength ●●●●●●●●

Growing Degree Days (GDD)

Flowering: A

Planting Rate 30-34 000 Plants per Acre

## NOTES

# AS1028

G2

VT Double PRO  
RIB COMPLETE

EDF RIB

NEW

2250-2425 CHU

Strong choice for high moisture corn or silage feed. Rewards growers with high yields for an early harvest. Very tall plant with consistent ears that produce flint kernels on white cob. Slow grain and plant drying rate preserves reliable and consistent feed quality at ideal moisture content. Additional stay-green nature for a wider harvest window.



Silage specific hybrid with above ground insect trait protection




Excellent choice for beef feedlot producers




Excellent silage characteristics, yield and energy content

## CHARACTERISTICS



## MANAGEMENT



## DISEASE TOLERANCE



EDF EDP



Mid Flowering: 1135 GDU

Plant Height: VT

Ear Type: FL

Stalk Strength ●●●●●●●●

Root Strength ●●●●●●●●

Growing Degree Days (GDD)

Flowering: A

Planting Rate 30-34 000 Plants per Acre

# AS1047

G1

Roundup Ready 2  
CORN

RR EDF

2300-2475 CHU

Massive dry matter type plant. Big, very tall plant with girthy ears that produce flint kernels on white cob. Slow plant and grain drying rate preserves reliable and consistent feed quality at ideal moisture content.



Premium choice and long term standard for high volume silage feed

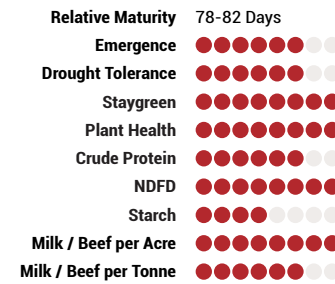


Features consistent, heavy top-end tonnage




Extremely well-suited for beef feedlot producers

## CHARACTERISTICS



## MANAGEMENT



## DISEASE TOLERANCE



EDF EDP



Mid Flowering: 1135 GDU

Plant Height: VT

Ear Type: FL

Stalk Strength ●●●●●●●●

Root Strength ●●●●●●●●

Growing Degree Days (GDD)

Flowering: A

Planting Rate 34-36 000 Plants per Acre

# A5292 <sup>GB</sup> RIB *SmartStax*<sup>®</sup> RIB COMPLETE<sup>™</sup>

NEW

2400-2550 CHU

Dual-purpose silage or grain hybrid choice with the benefit of above and below ground insect trait protection. Not tall plant but gives an ideal balance of forage yield and energy content. Very good option for high nutritional value with maximum starch yield.



Dual-purpose silage or grain hybrid choice




Offers above and below ground insect trait protection




Ideal balance of forage yield and energy content

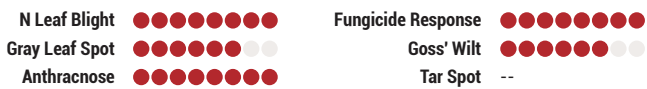
## CHARACTERISTICS



## MANAGEMENT



## DISEASE TOLERANCE



EDF EDP



Mid Flowering: 1160 GDU

Plant Height: M

Ear Type: SF

Stalk Strength ●●●●●●●●

Root Strength ●●●●●●●●

## NOTES

Growing Degree Days (GDD)

Flowering: A

Planting Rate 34-36 000 Plants per Acre

# A5432 <sup>G2</sup> RIB *VT DoublePRO*<sup>®</sup> RIB COMPLETE<sup>™</sup>

2500-2625 CHU

Unrivalled starch content and productive starch yield. Early flowering for maturity rating. Tall plant with consistent full ear and size. Good emergence, early vigour, standability and health ensures maximum performance.



Proven dual purpose grain and silage performance

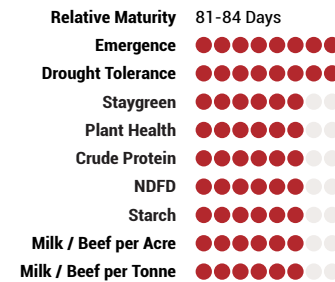


Increased energy for more milk/beef produced




Excellent drought and stress tolerance

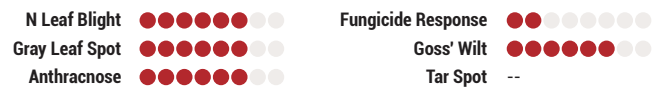
## CHARACTERISTICS



## MANAGEMENT



## DISEASE TOLERANCE



EDF EDP



Mid Flowering: 1170 GDU

Plant Height: T

Ear Type: SF

Stalk Strength ●●●●●●●●

Root Strength ●●●●●●●●

## NOTES

Growing Degree Days (GDD)

Flowering: A

Planting Rate 32-36 000 Plants per Acre

# A5686 <sup>G2</sup> RIB *VT DoublePRO*<sup>®</sup> RIB COMPLETE

NEW 2525-2650 CHU

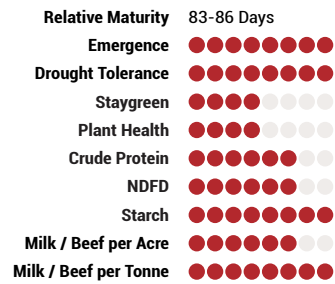
A taller plant with medium tall ear height. Maximum starch yield with rock solid performance. Great plant to grain ratio for livestock producers. Very good digestibility with a solid grain component for high tonnage.

Provides trait protection for above ground insects including European Corn Borer


Ideal balance of forage yield and energy content

Consistent blocky ears with deep kernels

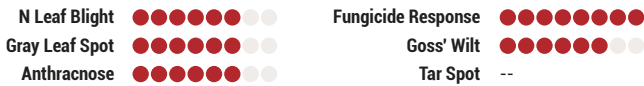
## CHARACTERISTICS



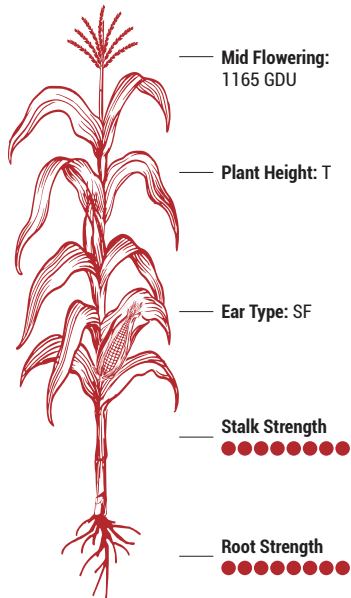
## MANAGEMENT



## DISEASE TOLERANCE



EDF EDP



## NOTES

Growing Degree Days (GDD)

Flowering: E

Planting Rate 32-36 000 Plants per Acre

# A5977 <sup>GB</sup> RIB *SmartStax*<sup>®</sup> RIB COMPLETE

2600-2700 CHU

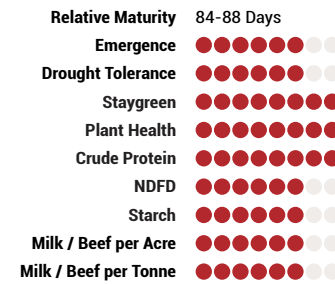
Dual-purpose silage and grain feed for impressive top-end yield potential for maturity. Value-added above and below-ground insect trait protection for added flexibility for corn-on-corn rotations. Excellent emergence and aggressive seedling vigour. Medium/Tall plant with consistent ear size in a wide range of environments. Can benefit from increased plant population.

Excellent stalks and roots


Strong protein value per tonne

Combines high starch content with digestibility

## CHARACTERISTICS



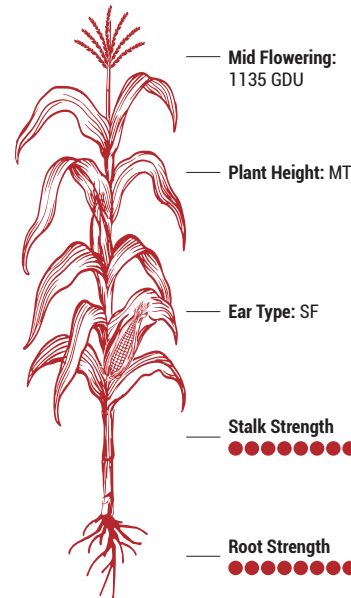
## MANAGEMENT



## DISEASE TOLERANCE



EDF EDP



## NOTES

Growing Degree Days (GDD)

Flowering: A

Planting Rate 32-36 000 Plants per Acre

# A6260 <sup>GB</sup> RIB *SmartStax*<sup>®</sup> RIB COMPLETE<sup>™</sup>

2625-2725 CHU

Dual-purpose silage and grain feed for impressive top-end yield potential for maturity. Value-added above and below-ground insect trait protection for added flexibility for corn-on-corn rotations. Excellent emergence and aggressive seedling vigour. Medium/Tall plant with consistent ear size in a wide range of environments. Can benefit from increased plant population.



Dual-purpose silage and grain feed




Value-added above and below-ground insect




Combines high starch content with digestibility

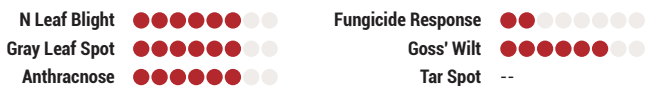
## CHARACTERISTICS



## MANAGEMENT



## DISEASE TOLERANCE



Mid Flowering: 1190 GDU

Plant Height: MT

Ear Type: SF

Stalk Strength ●●●●●●●●

Root Strength ●●●●●●●●

## NOTES

Growing Degree Days (GDD)

Flowering: E

Planting Rate 32-36 000 Plants per Acre

# A6015 <sup>E</sup> CONVENTIONAL

2650-2775 CHU

Standard in main crop corn forage. Conventional option with great dual-purpose characteristics for delivering high silage tonnage. Combines high starch content with digestibility to deliver superb energy-dense silage and impressive milk/acre levels.



Potential for high tonnage

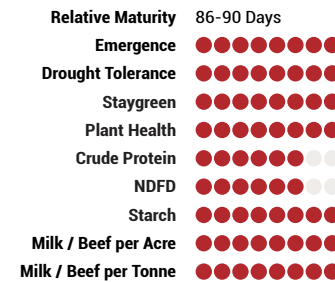


Superb energy-dense silage with impressive milk/acre levels




Long-lasting stay-green and plant health

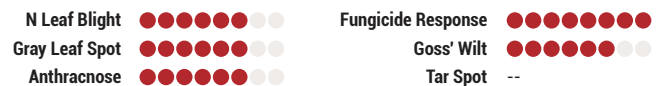
## CHARACTERISTICS



## MANAGEMENT



## DISEASE TOLERANCE



Mid Flowering: 1200 GDU

Plant Height: M

Ear Type: SF

Stalk Strength ●●●●●●●●

Root Strength ●●●●●●●●

## NOTES

Growing Degree Days (GDD)

Flowering: A

Planting Rate 30-34 000 Plants per Acre

# A6016 <sup>G1</sup> RR



2650-2775 CHU

Standard in main crop corn forage. With dual-purpose characteristics for delivering high silage tonnage. Combines high starch content with digestibility to deliver superb energy-dense silage and impressive milk/acre levels.



Standard in main crop corn forage




Long-lasting stay-green and plant health




Superb energy-dense silage Impressive milk/ acre levels

## CHARACTERISTICS



## MANAGEMENT



## DISEASE TOLERANCE



— Mid Flowering: 1165 GDU

— Plant Height: M

— Ear Type: SF

— Stalk Strength ●●●●●●●●

— Root Strength ●●●●●●●●

## NOTES

Growing Degree Days (GDD)  
Flowering: A

Planting Rate 30-34 000 Plants per Acre

# A6018 <sup>G2</sup> RIB



2650-2700 CHU

Tried and True, providing consistent tonnage and feed value in varying growing environments Great dual-purpose characteristics for delivering high silage tonnage. Combines high starch content with digestibility to deliver superb energy-dense silage and impressive milk/acre levels. Safe maturity for the majority of mainstream sites in this maturity zone.



Long-lasting stay-green and health

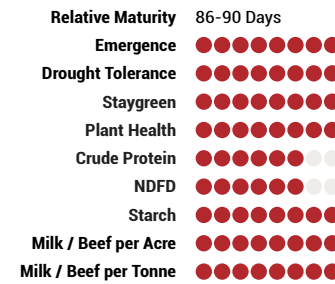


Combines high starch content with digestibility




Superb energy-dense silage Impressive milk/ acre levels

## CHARACTERISTICS



## MANAGEMENT



## DISEASE TOLERANCE



— Mid Flowering: 1205 GDU

— Plant Height: M

— Ear Type: SF

— Stalk Strength ●●●●●●●●

— Root Strength ●●●●●●●●

## NOTES

Growing Degree Days (GDD)  
Flowering: A

Planting Rate 30-34 000 Plants per Acre

# A6566 <sup>GB</sup> RIB *SmartStax*<sup>®</sup> RIB COMPLETE

2700-2850 CHU

Dual-purpose silage and grain hybrid. Combines an ideal ratio of yield/tonnage, digestibility with high starch and energy content. Long lasting staygreen and plant health. Ideal for continuous corn acres with its value-added above and below-ground insect trait protection.



Combines an ideal ratio of yield/tonnage




Ideal ratio of yield, digestibility with high starch and energy content




Ideal for continuous corn acres

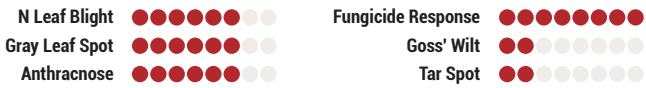
## CHARACTERISTICS



## MANAGEMENT



## DISEASE TOLERANCE



EDF EDP



Mid Flowering: 1230 GDU

Plant Height: MT

Ear Type: SF

Stalk Strength ●●●●●●●●●●

Root Strength ●●●●●●●●●●

## NOTES

Growing Degree Days (GDD)

Flowering: A

Planting Rate 32-36 000 Plants per Acre

# A6585 <sup>GB</sup> RIB *SmartStax*<sup>®</sup> RIB COMPLETE

2700-2850 CHU

Dual-purpose silage and grain hybrid with above and below ground insect trait protection. Combines an ideal ratio of yield/tonnage, digestibility with high starch and energy content. Very strong emergence and aggressive seedling vigour. Long lasting staygreen and plant health.



Tough and resilient under stress

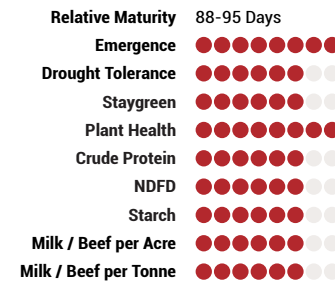


Widely adapted to high and moderate productivity soils




Strong stalks and roots

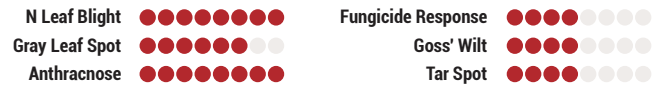
## CHARACTERISTICS



## MANAGEMENT



## DISEASE TOLERANCE



EDF EDP



Mid Flowering: 1200 GDU

Plant Height: MT

Ear Type: SF

Stalk Strength ●●●●●●●●●●

Root Strength ●●●●●●●●●●

## NOTES

Growing Degree Days (GDD)

Flowering: A

Planting Rate 32-34 000 Plants per Acre

# AS1097

GB

SmartStax<sup>®</sup>  
RIB COMPLETE

EDF RIB

2775-2925 CHU

Highly digestible leafy hybrid with value-added above and below-ground insect protection, especially for corn-on-corn rotations. Long, ideal harvest window with slow rate of drydown in plant and ear. Keep population at 28,000- 30,000 pl/ac for maximum balance of fibre and starch digestibility. Large ears have kernels with soft texture to increase digestibility. Tall plant with excellent standability.



Highly digestible leafy hybrid




Features above and below-ground insect protection




Excellent choice to form a strong basis of your ration

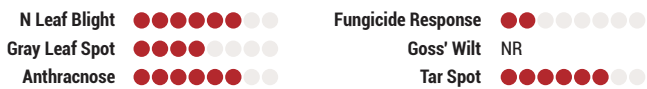
## CHARACTERISTICS



## MANAGEMENT



## DISEASE TOLERANCE



EDF EDP



Mid Flowering: 1245 GDU

Plant Height: T

Ear Type: SF

Stalk Strength ●●●●●●●●●●

Root Strength ●●●●●●●●●●

## NOTES

Growing Degree Days (GDD)

Flowering: A/L

Planting Rate 28-30 000 Plants per Acre

# A6888

G2

VT DoublePRO<sup>®</sup>  
RIB COMPLETE

RIB

2775-2925 CHU

Tremendous proven in practice dual-purpose grain and silage characteristics. High tonnage and digestibility potential. Elevated starch and energy content. Long-lasting stay-green and plant health. A solid fit for beef or dairy operations. Ideally suited for rotated soils.



Handles drought and stress environments with ease

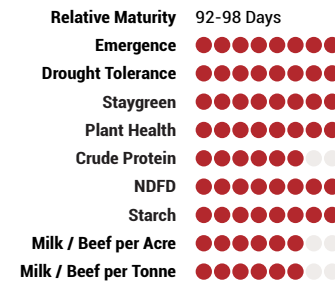


A solid fit for beef or dairy operations




Elevated starch and energy content

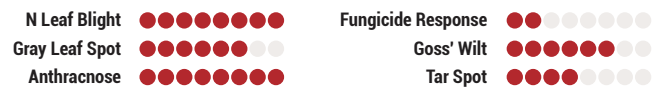
## CHARACTERISTICS



## MANAGEMENT



## DISEASE TOLERANCE



EDF EDP



Mid Flowering: 1240 GDU

Plant Height: MT

Ear Type: SF

Stalk Strength ●●●●●●●●●●

Root Strength ●●●●●●●●●●

## NOTES

Growing Degree Days (GDD)

Flowering: A

Planting Rate 30-38 000 Plants per Acre



# A6757 <sup>G8</sup> RIB *SmartStax*<sup>®</sup> RIB COMPLETE<sup>™</sup>

2775-2925 CHU

Proven dual-purpose silage and grain choice. Long-lasting stay-green and health. Ideal for continuous corn acres with its value-added above and below-ground insect trait protection. Performs well across varying soils and conditions.



Maintains yield and stature in stressed environments




High tonnage, digestibility and starch content for impressive milk-beef/acre levels




Ideal for continuous corn acres, featuring above and below-ground insect trait protection

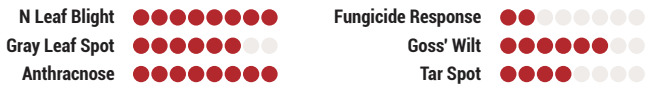
## CHARACTERISTICS



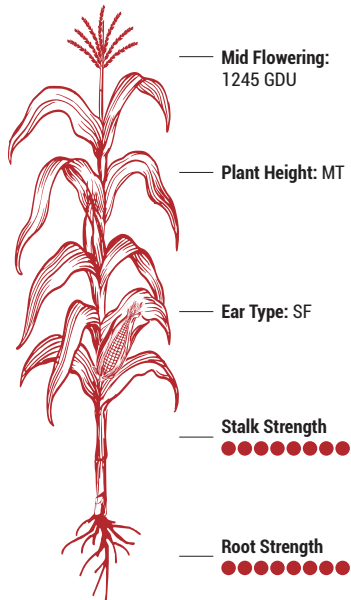
## MANAGEMENT



## DISEASE TOLERANCE



EDF EDP



## NOTES

Growing Degree Days (GDD)  
Flowering: A

Planting Rate 30-38 000 Plants per Acre

# A6929 <sup>G4</sup> RIB *Trecepta*<sup>®</sup> RIB COMPLETE<sup>™</sup>

2800-2925 CHU

Dual-purpose tall grain and silage hybrid. Elevated starch and energy content. Long-lasting stay-green and plant health. Excellent trait package for western bean cutworm and corn earworm control.



Very high dry matter yield

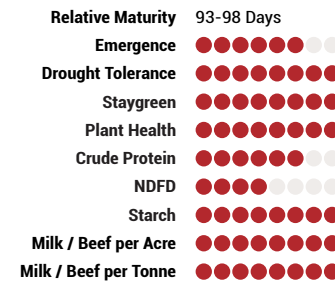


Elevated starch and energy content




Solid top-to-bottom agronomic package

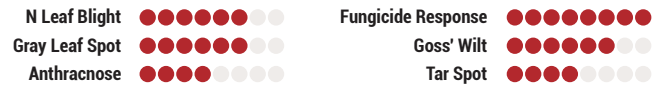
## CHARACTERISTICS



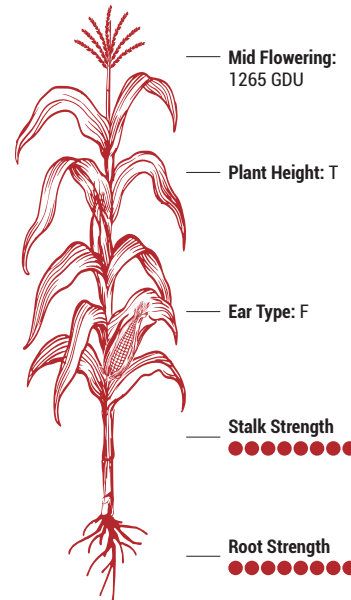
## MANAGEMENT



## DISEASE TOLERANCE



EDF EDP



## NOTES

Growing Degree Days (GDD)  
Flowering: L

Planting Rate 30-34 000 Plants per Acre

# A7197 <sup>GB</sup> RIB *SmartStax*<sup>®</sup> RIB COMPLETE

2850-3025 CHU

Very strong dual-purpose choice for silage and grain useage. High grain content for added starch content for strong milk-beef/acre levels. Long-lasting stay-green and health. Ideal for continuous corn acres with its value-added above and below-ground insect trait protection. Ideal for continous corn acres with its strong emergence and value-added above and below-ground insect trait protection.



Well rounded agronomics




Impressive combo of bulk DM and high grain content for added starch content for strong milk-beef/acre levels




Maintains yield and stature in stressed environments

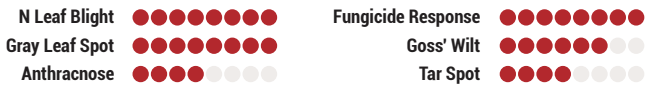
## CHARACTERISTICS



## MANAGEMENT



## DISEASE TOLERANCE



EDF EDP



Mid Flowering: 1250 GDU  
Plant Height: T  
Ear Type: SF  
Stalk Strength ●●●●●●●●  
Root Strength ●●●●●●●●

## NOTES

Growing Degree Days (GDD)  
Flowering: A

Planting Rate 32-34 000 Plants per Acre

# A6967 <sup>C</sup> CONVENTIONAL

2825-3000 CHU

Ideal balance of forage yield and energy content. High whole-plant yield and fibre digestibility. Strong hybrid in high stress situations. Well suited for rotated acres.



Top dry matter yield in its class

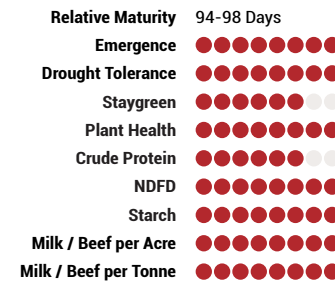


Very high starch content and improved digestible fibre for producing superb quality silage




Very good milk/acre and total tonnage

## CHARACTERISTICS



## MANAGEMENT



## DISEASE TOLERANCE



EDF EDP



Mid Flowering: 1250 GDU  
Plant Height: MT  
Ear Type: SF  
Stalk Strength ●●●●●●●●  
Root Strength ●●●●●●●●

## NOTES

Growing Degree Days (GDD)  
Flowering: A

Planting Rate 32-34 000 Plants per Acre

# A7181 CONVENTIONAL

2875-3050 CHU

Conventional dual-purpose hybrid that produces high tonnage and energy. Well suited for rotated acres. Maximize energy and forage quality with fungicide application in R1.



Stable performance across soil types, including poorly drained fields




Strong agronomics and good stress tolerance




Tall plant with excellent standability and season-long health and stay-green

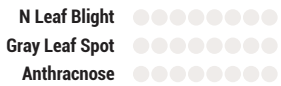
## CHARACTERISTICS



## MANAGEMENT



## DISEASE TOLERANCE



EDF 



Mid Flowering: 1255 GDU

Plant Height: MT

Ear Type: SF

Stalk Strength

Root Strength

## NOTES

Growing Degree Days (GDD)

Flowering: A

Planting Rate 28-34 000 Plants per Acre

# A7275 **VT Double PRO** RIB COMPLETE

 NEW

2900-3100 CHU

Dual purpose providing strong balance of forage yield and energy content. Additional staygreen for extended harvest window. Excellent drought and stress tolerance.



NEW Dual Purpose, providing strong balance of forage yield and energy content

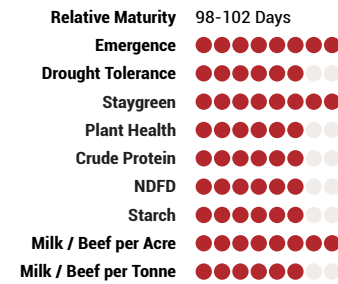


Additional staygreen for extended harvest window




Excellent drought and stress tolerance

## CHARACTERISTICS



## MANAGEMENT



## DISEASE TOLERANCE



EDF 



Mid Flowering: 1260 GDU

Plant Height: MT

Ear Type: SF

Stalk Strength

Root Strength

## NOTES

Growing Degree Days (GDD)


Flowering: A


Planting Rate 30-34 000 Plants per Acre


# A7303 CONVENTIONAL

2900-3100 CHU

Conventional dual-purpose hybrid that produces high tonnage and energy. High milk/acre with excellent ADF, NDF and starch levels. Strong agronomics and good stress tolerance.

 Tall plant with excellent standability and season-long health and stay-green.

 Strong agronomics and good stress tolerance

 Dual-purpose hybrid for consistent high tonnage and energy

## CHARACTERISTICS

Relative Maturity	98-102 Days
Emergence	
Drought Tolerance	
Staygreen	
Plant Health	
Crude Protein	
NDFD	
Starch	
Milk / Beef per Acre	
Milk / Beef per Tonne	

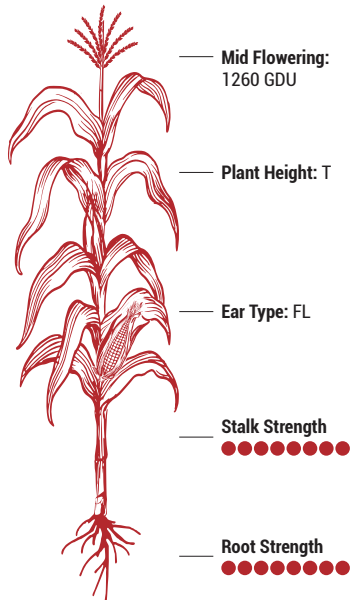
## MANAGEMENT

Low Populations	
Med Populations	
High Populations	
Marginal Soil	
Productive Soil	
Continuous Corn	

## DISEASE TOLERANCE

N Leaf Blight		Fungicide Response	
Gray Leaf Spot		Goss' Wilt	
Anthracnose		Tar Spot	

EDF 



## NOTES

Growing Degree Days (GDD)


Flowering: A


Planting Rate 30-32 000 Plants per Acre


# A7373 RIB

2925-3125 CHU

Conventional dual-purpose hybrid that produces high tonnage and energy. High milk/acre with excellent ADF, NDF and starch levels. Strong agronomics and good stress tolerance.

 Tall plant with excellent standability and season-long health and stay-green.

 Strong agronomics and good stress tolerance

 Dual-purpose hybrid for consistent high tonnage and energy

## CHARACTERISTICS

Relative Maturity	98-103 Days
Emergence	
Drought Tolerance	
Staygreen	
Plant Health	
Crude Protein	
NDFD	
Starch	
Milk / Beef per Acre	
Milk / Beef per Tonne	

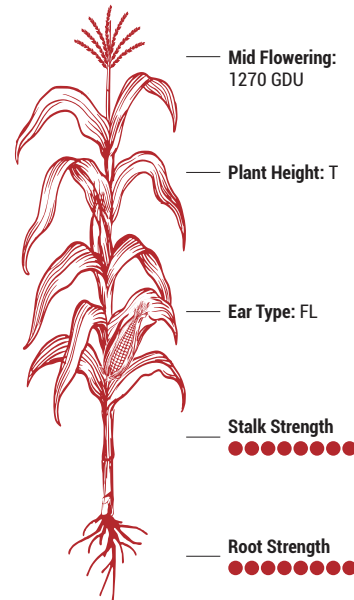
## MANAGEMENT

Low Populations	
Med Populations	
High Populations	
Marginal Soil	
Productive Soil	
Continuous Corn	

## DISEASE TOLERANCE

N Leaf Blight		Fungicide Response	
Gray Leaf Spot		Goss' Wilt	
Anthracnose		Tar Spot	

EDF 



## NOTES

Growing Degree Days (GDD)

Flowering: A

Planting Rate 30-34 000 Plants per Acre

# A7790 <sup>GB</sup> RIB SmartStax<sup>®</sup> RIB COMPLETE

3050-3200 CHU

Strong dual-purpose hybrid for reliable tonnage and energy. Offers excellent DM yield for feedstock production on favourable sites. Ideal for continuous corn acres with its value-added above and below-ground insect trait protection.



Offers excellent DM yield for feedstock production on favourable soils

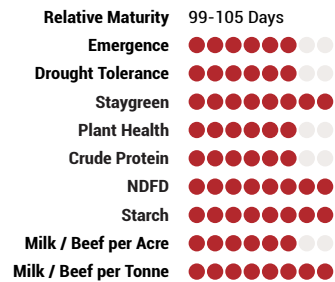


High milk/acre with excellent ADF, NDF and protein levels




Strong agronomics and good stress tolerance

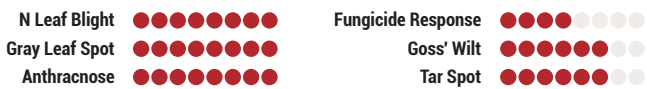
## CHARACTERISTICS



## MANAGEMENT



## DISEASE TOLERANCE



EDF EDP



Mid Flowering: 1310 GDU

Plant Height: MT

Ear Type: SF

Stalk Strength ●●●●●●●●●●

Root Strength ●●●●●●●●●●

## NOTES

Growing Degree Days (GDD)

Flowering: A

Planting Rate 32-38 000 Plants per Acre

# A8188 <sup>GB</sup> RIB SmartStax<sup>®</sup> RIB COMPLETE

3125-3250 CHU

Dual-purpose silage or grain hybrid choice with the benefit of above and below ground insect trait protection. Taller plant giving an Ideal balance of very high forage yield and very high energy content. Very good option for high nutritional value with maximum starch yield.



Hybrid choice with the benefit of above and below ground insect trait protection

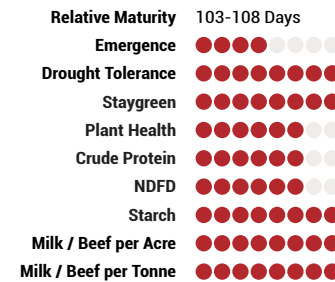


Taller plant giving an ideal balance of very high forage yield and very high energy content




Very good option for high nutritional value with maximum starch yield

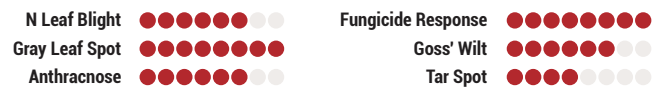
## CHARACTERISTICS



## MANAGEMENT



## DISEASE TOLERANCE



EDF EDP



Mid Flowering: 1340 GDU

Plant Height: MT

Ear Type: SF

Stalk Strength ●●●●●●●●●●

Root Strength ●●●●●●●●●●

## NOTES

Growing Degree Days (GDD)

Flowering: A

Planting Rate 32-36 000 Plants per Acre

# A8303 <sup>GB</sup> RIB *SmartStax*<sup>®</sup> RIB COMPLETE<sup>™</sup>

3150-3300 CHU

Full-season product with high tonnage potential. High available starch content with excellent silage look and full canopy. Superior health and drought tolerances. Unique corn hybrid with very dense leaves and great population density range. Ideal for continuous corn acres with its value-added above and below-ground insect trait protection.



Consistent ear favours medium to higher populations



Superior health and drought tolerances



Full-season product with high tonnage potential

## CHARACTERISTICS

Relative Maturity	104-109 Days
Emergence	●●●●●●●●
Drought Tolerance	●●●●●●●●
Staygreen	●●●●●●●●
Plant Health	●●●●●●●●
Crude Protein	●●●●●●●●
NDFD	●●●●●●●●
Starch	●●●●●●●●
Milk / Beef per Acre	●●●●●●●●
Milk / Beef per Tonne	●●●●●●●●

## MANAGEMENT

Low Populations	●●●●●●●●
Med Populations	●●●●●●●●
High Populations	●●●●●●●●
Marginal Soil	●●●●●●●●
Productive Soil	●●●●●●●●
Continuous Corn	●●●●●●●●

## DISEASE TOLERANCE

N Leaf Blight	●●●●●●●●	Fungicide Response	●●●●●●●●
Gray Leaf Spot	●●●●●●●●	Goss' Wilt	●●●●●●●●
Anthraxnose	●●●●●●●●	Tar Spot	●●●●●●●●

EDF EDP



Mid Flowering:  
1340 GDU

Plant Height: M

Ear Type: F

Stalk Strength  
●●●●●●●●

Root Strength  
●●●●●●●●

## NOTES

Growing Degree Days (GDD)

Flowering: A

Planting Rate 34-40 000 Plants per Acre

# FIELD TALK

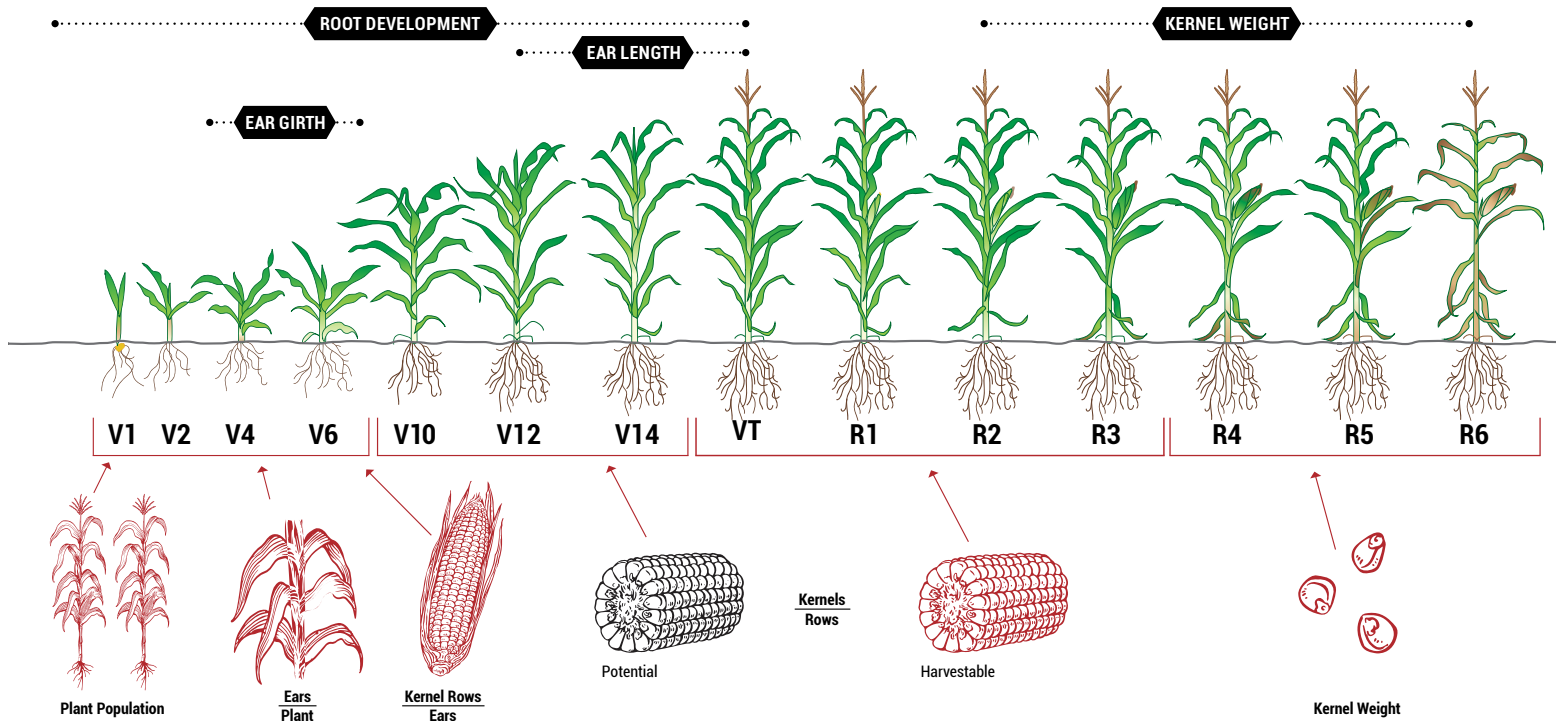
## Agronomic support you can take to the field

PRIDE Seeds is there for you both in and out of the field. We're dedicated to providing you with the latest agronomic insights and support to help you succeed on your farm. Access our FIELD TALK resources on [prideseeds.com](https://prideseeds.com) for valuable information, or plan to attend a regional event in your area in 2025.

For more information, connect with your dedicated PRIDE Seeds team.



# CORN EAR FLEX GUIDE



## VEGETATIVE GROWTH | REPRODUCTIVE GROWTH



ESTIMATING PHYSIOLOGICAL MATURITY	Growth Stage	Soft Dough	Full Dent (R5)	Half Milk Line (R5.5)	3/4 Milkline (R5.75)	Blacklayer (R6)
	Kernel Moisture	-	50-55%	40-45%	35-40%	30-35%
	Est. Days to Maturity	-32	-21	-10	-5	-0


Understanding a hybrid's ear flex is important when matching a hybrid with yield environment. We rate ear flex for each hybrid based on how each hybrid's flex impacts its yield potential. There are three ways an ear can flex to gain yield; ear length – the ear gains more kernels long as yield increases, ear girth – ear gains more kernels around as yield increases or kernel flex- kernels either gain size or weight as yield increases.

Each hybrid starts the season with the genetic potential to produce a certain size ear with a certain number of kernels. The hybrid flexes ear and kernel size downward to match the amount of starch it produces.

# SOYBEAN VARIETIES







PS 0011 XRN.....	62	PS 1520 XRN.....	66
PS 0098 XR.....	62	PS 1721 EN.....	67
PS 0423 EN.....	63	PS 1923 XFN.....	67
PS 0521 XRN.....	63	PS 2020 XRN.....	68
PS 0779 XRN.....	64	PS 2120 EN.....	68
PS 0944 XRN.....	64	PS 2322 XFN.....	69
PS 1022 EN.....	65	PS 2521 XFN.....	69
PS 1224 EN **.....	65	PS 2720 EN.....	70
PS 1344 XFN.....	66	PS 2923 EN.....	70

# SOYBEAN SEED PROTECTION

Plant with confidence knowing you've chosen a professional-grade seed treatment system for your soybeans. AgriShield® seed treatment is backed by proven performance that provides top of-the-line protection against insects, nematodes and seedling diseases. No matter the challenge, AgriShield® is always on.

AgriShield®FT, the fungicide only option for soybean, uses Vayantis® IV seed treatment to protect soybeans against a wide range of early season seed and seedling diseases, including Phytophthora, and offers the broadest spectrum of Pythium control on the market. Vayantis® IV also provides a unique mode of action with no known cross-resistance, and the Rooting Power® of Vibrance® so soybeans get established and standing strong - faster.

Using AgriShield®FT as the base, AgriShield®Max includes Fortenza® soybean seed treatment that provides control of bean leaf beetle, seed corn maggot, wireworm, European chafer, June beetle and black cutworm. Even under heavy insect pressure, Fortenza helps growers build a strong soybean stand with faster, more uniform growth.

## INOCULANTS

Majority of AgriShield®FT and AgriShield®Max soybeans provide a dual-action inoculant option. Please inquire with your regional manager for further details.

## UNTREATED SEED

This option is accessible; however, it does not come with a warranty covering stand loss attributed to insects, seed issues, or soil-borne diseases.



AgriShield® Max  
w/Innoculant®

Fungicide + Insecticide and Inoculant

AgriShield® FT

Fungicide

### **+FUNGICIDES**

Five fungicides for disease-fighting protection against:

- Early-Season Phytophthora
- Pythium
- Rhizoctonia
- Fusarium
- White Mold or Seed-Borne Sclerotinia
- Seed-Borne Phomopsis

### **+INSECTICIDES**

Maximized protection against all major insects:

- Aphid
- Bean Leaf Beetle
- Leafhopper
- White Grub
- Wireworm

### **+NEMATICIDES**

200-plus day inoculant that helps increase nodule development, providing more opportunity for additional nitrogen fixation.

# SOYBEAN LEGEND

## ARGONOMIC CHARACTERISTICS

### Maturity Group (MG)

Based on physiological maturity and harvest moisture.

### Emergence

Rating based on speed of emergence and length of the hypocotyl. Longest marker indicates a soybean with quick emergence and a long hypocotyl.

### Standability

Lodging resistance scores are taken at maturity. Longest marker means all plants are erect. Shortest marker means all plants are flat.

### No-Till Adaptability

Because soils that are no-till planted are often colder and wetter, this rating is closely related to emergence and early growth. Longest marker indicates excellent emergence and early vigor in no-till environments.

## PLANT CHARACTERISTICS

### Plant Height

Short, Medium-Short, Medium, Medium-Tall, or Tall.

### Plant Type

The amount of branching at lower nodes of the stem: Thin-Line, Medium, Medium-Bush, or Bush.

### Pubescence Colour

Colour of the plant at harvest.

### Hilum Colour

Colour of the area of the seed that attaches to the seed pod wall.

### Flower Colour

Colour of the flower during bloom.

### Pod Colour

Colour of the pod at harvest.



## PLANT HEALTH

### Phytophthora Field Tolerance

Varieties susceptible to Phytophthora Root Rot are not all damaged to the same degree. Highly tolerant varieties grow and produce good yields once past the seedling stage. Longer markers indicate higher tolerance.

### Phytophthora Race Resistance

None = No specific race resistance.

**Rps1a** denotes resistance to Races 1-11, 13-15, 17, 18, 21-24, 26, 36, and 37.

**Rps1c** denotes resistance to Races 1-3, 6-11, 13, 15, 17, 21, 23, 24, 26, 28-30, 32, 34, and 36.

**Rps1k** denotes resistance to Races 1-11, 13-15, 17, 18, 21-24, 26, 36, and 37.

**Rps3a** denotes resistance to Races 1, 2, 5, 8, 9, and others.

### Soybean Cyst Nematode Resistance

Resistance source specified within each product.

### Sclerotinia White Mold Tolerance

Longer markers indicate higher ratings. Medium markers indicate an acceptable rating, even in moderately severe conditions.

### Sudden Death Syndrome

Longer markers indicate higher ratings. Medium markers indicate an acceptable rating, even in moderately severe conditions.

## PREFERRED PLACEMENT ZONE











Preferred Placement Zones represent the best areas of adaptation for a product based on in-field observations, genetic background, and trial data. Products may fit within only a portion of a zone, and products may perform well in other areas not identified. Contact your sales team for details.

## PRODUCT RATINGS

Soybean varieties with the same resistance genes may perform differently because of different levels of field tolerance. Scores and characteristics are assigned by PRIDE Seeds based on comparisons with similar maturity PRIDE Seeds products through internal field testing. Performance may vary from location to location and from year to year, as local growing, soil, and weather conditions may vary. Farmers should evaluate data from multiple locations and years whenever possible and should consider the impacts of these conditions on their fields.

## CHARACTERISTIC INDICATORS

To help you find varieties with the characteristics you value, look for these icons:

-  New Product
-  Phytophthora Root Rot Tolerance
-  Strong Disease Tolerance
-  Positive Emergence/No-Till Performance
-  Stress/Drought Tolerance
-  Yield Performance
-  Standability
-  Management Tip
-  Harvest Appearance
-  Maturity Group

## HIGH VALUE OF NEW BRANDED SEED ++

### Latest technology

- Highest yielding soybean technology available
- Leading seed treatment choices

### Customer service

- Dealer agronomic support before and after the sale
- Replant policy support
- Convenient packaging and delivery

### Reliable germination and quality

- Free of seed-borne diseases
- Properly stored and conditioned

## TRAIT VERSIONS

These value-added trait versions are currently offered for soybeans:



## HERBICIDE CHOICES

With the herbicide choices available in the Canadian market, careful planning and attention to labels is more important than ever when selecting and managing herbicide-tolerant soybeans.



	ROUNDUP READY 2 <b>X TEND</b> SOYBEANS	X TENDFLEX SOYBEANS	Enlist E3 SOYBEANS
<b>Roundup®</b> (glyphosate)	●	●	●
<b>Liberty Link®</b> (glufosinate)	Not Compatible	●	●
<b>Dicamba*</b>	●	●	Not Compatible
<b>2,4-D**</b>	Not Compatible	Not Compatible	●

## INTELLECTUAL PROPERTY RIGHTS PLAY KEY ROLE

Developing new varieties is a long term investment that entails years of work. Funding the work of breeders and researchers to develop varieties allows for improved crops that are more successful in terms of yield, purity and sales. It's important to protect intellectual property rights (IPR) in crop technology – just like patents protect the design of your combine.

By respecting intellectual property rights, you get new varieties that:

- Increase resistance to stress conditions
- Improve agronomic performance
- Meet industrial needs
- Provide value-added products
- Improve competitiveness




For more information, please visit: [seedgrowers.ca](http://seedgrowers.ca)

# PS0011

X R N  
**ROUNDUP READY 2**  
**X TEND**  
**SOYBEANS**

2300 CHU

Roundup Ready 2 Xtend® variety ideally suited for the early MG 00 or late MG 000 season zones. Value added Phytophthora Rps 1c root rot protection.

-  Excellent standability coupled with SCN protection make this a great fit on a lot of acres
-  Very good resistance to white mould and is IDC tolerant
-  Good fit for most row widths

## CHARACTERISTICS

Emergence ●●●●●●●●  
 Standability ●●●●●●●●  
 Seeds per KG 6200 - 6500  
 Maturity Group 00.0

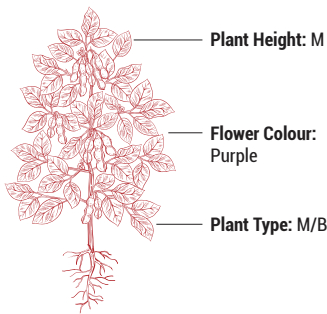
## MANAGEMENT

Poorly Drained Soil ●●●●●●●●  
 Marginal Soil ●●●●●●●●  
 Productive Soil ●●●●●●●●  
 No-Till Adaptability ●●●●●●●●  
 Herbicide Tolerance RR, Xtend

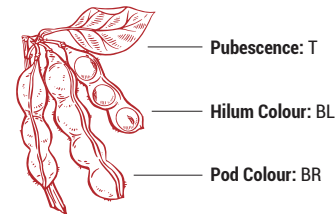
## DISEASE TOLERANCE

Cyst Nematode Resist Pl.88 788  
 Phytophthora Race Resist Rps 1c  
 Sudden Death Syndrome NR

Phytophthora Tolerance ●●●●●●●●  
 Sclerotinia White Mold ●●●●●●●●



## NOTES






Row Width 7" (18cm) ●●●●●●●●  
 Row Width 15" (38cm) ●●●●●●●●  
 Row Width 30" (76cm) ●●●●●●●●

# PS0098

X R N  
**ROUNDUP READY 2**  
**X TEND**  
**SOYBEANS**

2500 CHU

Excellent performance under reduced tillage situations and in all row spacings. Place on soils with a history of phytophthora root rot. Responds to intensive management, but tough enough for even the lower yielding environments. Avoid fields with known SCN populations. Maintains its height and shows excellent width under stress.

-  Very good stress tolerance with strong yield potential
-  Value-added phytophthora Rps 1k
-  Has the yield capability to compete in the early Group 0 markets

## CHARACTERISTICS

Emergence ●●●●●●●●  
 Standability ●●●●●●●●  
 Seeds per KG 5500 - 7100  
 Maturity Group 0.9

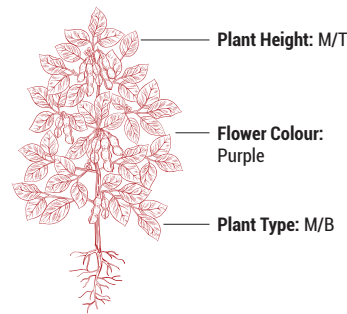
## MANAGEMENT

Poorly Drained Soil ●●●●●●●●  
 Marginal Soil ●●●●●●●●  
 Productive Soil ●●●●●●●●  
 No-Till Adaptability ●●●●●●●●  
 Herbicide Tolerance RR, Xtend

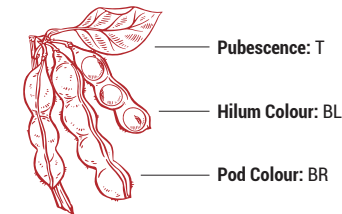
## DISEASE TOLERANCE

Cyst Nematode Resist S  
 Phytophthora Race Resist Rps 1k  
 Sudden Death Syndrome ●●●●●●●●

Phytophthora Tolerance ●●●●●●●●  
 Sclerotinia White Mold ●●●●●●●●



## NOTES



Row Width 7" (18cm) ●●●●●●●●  
 Row Width 15" (38cm) ●●●●●●●●  
 Row Width 30" (76cm) ●●●●●●●●

# PS0423

EN



NEW

2625 CHU

Maintains plant height and canopy width under stress. Standability and white mould tolerance allow medium to higher populations.

Strong yield for maturity

Strong emergence and stress tolerance

Excellent defensive package with SCN/ BSR and Sclerotinia tolerance

## CHARACTERISTICS

Emergence	●●●●●●●●
Standability	●●●●●●●●
Seeds per KG	--
Maturity Group	0.3


## MANAGEMENT

Poorly Drained Soil	●●●●●●●●
Marginal Soil	●●●●●●●●
Productive Soil	●●●●●●●●
No-Till Adaptability	●●●●●●●●
Herbicide Tolerance	RR, Enlist, LL

## DISEASE TOLERANCE

Cyst Nematode Resist	Pl.88 788
Phytophthora Race Resist	--
Sudden Death Syndrome	NR

Phytophthora Tolerance	●●●●●●●●
Sclerotinia White Mold	●●●●●●●●



Plant Height: M

Flower Colour: Purple

Plant Type: M/B



Pubescence: GR

Hilum Colour: BL

Pod Colour: T

## NOTES

Row Width 7" (18cm)	●●●●●●●●
Row Width 15" (38cm)	●●●●●●●●
Row Width 30" (76cm)	●●●●●●●●

# PS0521

XRN



2675 CHU

Medium-tall plant with excellent emergence and aggressive growth on heavier soils. Travels well across all soil types.

Offensive upside to go with defensive package

Very good tolerance against Sclerotinia White mould

Tremendous yield potential across a broad geography

## CHARACTERISTICS

Emergence	●●●●●●●●
Standability	●●●●●●●●
Seeds per KG	4800 - 5800
Maturity Group	0.5

## MANAGEMENT

Poorly Drained Soil	●●●●●●●●
Marginal Soil	●●●●●●●●
Productive Soil	●●●●●●●●
No-Till Adaptability	●●●●●●●●
Herbicide Tolerance	RR, Xtend

## DISEASE TOLERANCE

Cyst Nematode Resist	Pl.88 788
Phytophthora Race Resist	Rps 1c
Sudden Death Syndrome	●●●●●●●●

Phytophthora Tolerance	●●●●●●●●
Sclerotinia White Mold	●●●●●●●●



Plant Height: M/T

Flower Colour: Purple

Plant Type: M/B



Pubescence: LT

Hilum Colour: IB

Pod Colour: BR




## NOTES

Row Width 7" (18cm)	●●●●●●●●
Row Width 15" (38cm)	●●●●●●●●
Row Width 30" (76cm)	●●●●●●●●



# PS0779 XRN ROUNDUP READY 2 XTEND SOYBEANS

2750 CHU





Unparalleled response to intensive management, but tough enough even for the lower yielding environments. Position with confidence across a wide range of environments, but potential to hit big numbers on highly productive soils. Good early planting option, especially for no-till production.

-  Outstanding emergence and early season vigour
-  Grower choice, flag ship leader Roundup Ready 2 Xtend® variety
-  Very good agronomics with strong white mould resistance

## CHARACTERISTICS

Emergence   
Standability   
Seeds per KG 5500 - 6800  
Maturity Group 0.7

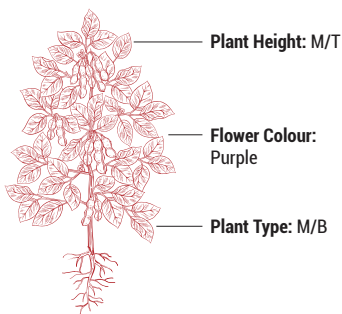
## MANAGEMENT

Poorly Drained Soil   
Marginal Soil   
Productive Soil   
No-Till Adaptability   
Herbicide Tolerance RR, Xtend

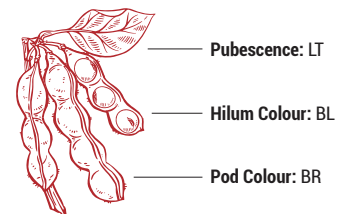
## DISEASE TOLERANCE

Cyst Nematode Resist PI.88 788  
Phytophthora Race Resist Rps 1c  
Sudden Death Syndrome 

Phytophthora Tolerance   
Sclerotinia White Mold 



## NOTES






Row Width 7" (18cm)   
Row Width 15" (38cm)   
Row Width 30" (76cm) 



# PS0944 XRN ROUNDUP READY 2 XTEND SOYBEANS

2775 CHU





Flexibility on all soil types. Plant height will help cover tougher acres, keeps good height on challenging soils. Very good white mould tolerance. Value added Phytophthora Rps 1c with strong overall field tolerance. Solid overall defensive characteristics including drought tolerance.

-  Value added SCN AND Phytophthora Rps 1c with strong overall field tolerance
-  Incredible yield performance across years and soil types
-  A taller plant type for maturity that stands well

## CHARACTERISTICS

Emergence   
Standability   
Seeds per KG 4200 - 4400  
Maturity Group 0.9

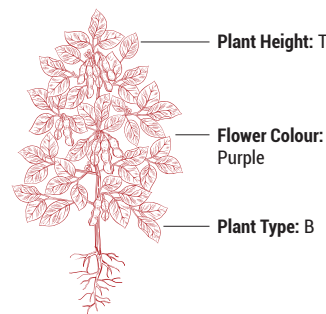
## MANAGEMENT

Poorly Drained Soil   
Marginal Soil   
Productive Soil   
No-Till Adaptability   
Herbicide Tolerance RR, Xtend

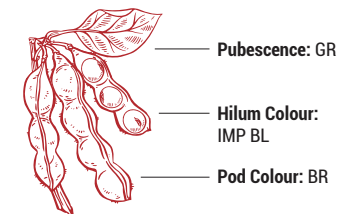
## DISEASE TOLERANCE

Cyst Nematode Resist PI.88 788  
Phytophthora Race Resist Rps 1k  
Sudden Death Syndrome F

Phytophthora Tolerance   
Sclerotinia White Mold 



## NOTES



Row Width 7" (18cm)   
Row Width 15" (38cm)   
Row Width 30" (76cm) 



# PS1022

EN



2800 CHU

Good white mould tolerance. A great fit on high and low yielding acres. Outstanding stress tolerance including cercospora leaf blight. Excellent emergence. Consistent performance across all environments. Manage population, fertility, in high growth environments. Versatile variety for a wide range of acres.

ENLIST™ variety for late MG 0 to Early MG I

SCN and stacked Phytophthora Rps 1c/3a genes

Offensive upside to go with defensive package

## CHARACTERISTICS

## MANAGEMENT


Emergence 
Standability 
Seeds per KG 4850 - 6500
Maturity Group 1.0

Poorly Drained Soil 
Marginal Soil 
Productive Soil 
No-Till Adaptability 
Herbicide Tolerance RR, Enlist, LL

## DISEASE TOLERANCE

Cyst Nematode Resist Pl.88 788 
Phytophthora Race Resist Rps 1c/3a 
Sudden Death Syndrome

Phytophthora Tolerance 
Sclerotinia White Mold



Plant Height: M/T

Flower Colour: White

Plant Type: M/B



Pubescence: GR

Hilum Colour: BUFF

Pod Colour: BR

Row Width 7" (18cm) 
Row Width 15" (38cm) 
Row Width 30" (76cm)

## NOTES

# PS1224

EN



NEW

2825 CHU

SDS and white mould tolerance built in along with SCN protection to provide a well rounded defensive package

Very strong stress tolerance

Widely adapted to populations and soil types

Early Season 'Pop'

## CHARACTERISTICS

## MANAGEMENT

Emergence 
Standability 
Seeds per KG 4800 - 5800
Maturity Group 1.2

Poorly Drained Soil 
Marginal Soil 
Productive Soil 
No-Till Adaptability 
Herbicide Tolerance RR, Enlist, LL

## DISEASE TOLERANCE

Cyst Nematode Resist Pl.88 788 
Phytophthora Race Resist Rps 1c/3a 
Sudden Death Syndrome

Phytophthora Tolerance 
Sclerotinia White Mold



Plant Height: M/T

Flower Colour: Purple

Plant Type: M/B



Pubescence: GR

Hilum Colour: IB

Pod Colour: T

Row Width 7" (18cm) 
Row Width 15" (38cm) 
Row Width 30" (76cm)

## NOTES


# PS1344

X  
R  
N

**TENDFLEX**  
SOYBEANS



**NEW** 2850 CHU

Very good White mould and stress tolerance, requires lower populations on high fertility soils to achieve maximum yields.





 High yielding capabilities, well suited to medium and wide row widths

 Provide the vigour height and canopy expected from a versatile product

## CHARACTERISTICS

Emergence   
Standability   
Seeds per KG 4400-4800  
Maturity Group 1.3

## MANAGEMENT

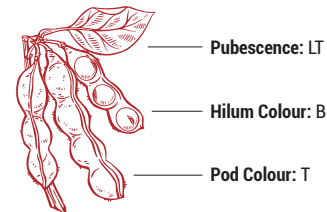
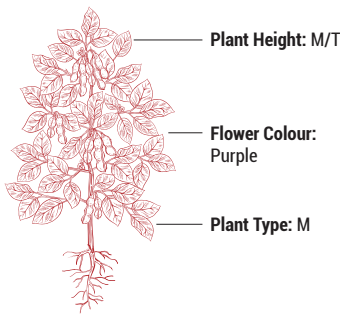
Poorly Drained Soil   
Marginal Soil   
Productive Soil   
No-Till Adaptability   
Herbicide Tolerance RR, Xtend, LL



## DISEASE TOLERANCE

Cyst Nematode Resist PI.88 788  
Phytophthora Race Resist Rps 3a  
Sudden Death Syndrome 

Phytophthora Tolerance   
Sclerotinia White Mold 

## NOTES



Row Width 7" (18cm)   
Row Width 15" (38cm)   
Row Width 30" (76cm) 


# PS1520


X  
R  
N

**ROUNDUP READY 2**  
**TEND**  
SOYBEANS

2900 CHU



Very good phytophthora field tolerance. Very good defensive characteristics including moderate to very good resistance to SDS.

 Strong defensive characteristics including brown stem rot, white mould and phytophthora field tolerance





 Exhibits exceptional standability in all management practices

 Bushy plant with strong white mould tolerance

## CHARACTERISTICS

Emergence   
Standability   
Seeds per KG 5300 - 6600  
Maturity Group 1.5

## MANAGEMENT

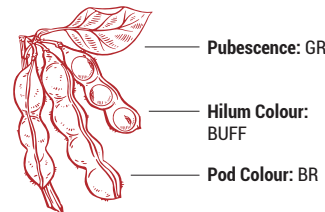
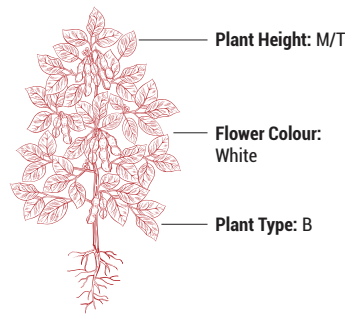
Poorly Drained Soil   
Marginal Soil   
Productive Soil   
No-Till Adaptability   
Herbicide Tolerance RR, Xtend

## DISEASE TOLERANCE

Cyst Nematode Resist PI.88 788  
Phytophthora Race Resist Rps 1c  
Sudden Death Syndrome F

Phytophthora Tolerance   
Sclerotinia White Mold 

## NOTES



Row Width 7" (18cm)   
Row Width 15" (38cm)   
Row Width 30" (76cm) 

# PS1721

EN



2975 CHU

Performance conveyed across white mould environments. A great fit on high and low yielding acre. Strong performance when positioned south of maturity rating. Very strong defensive characteristics for SCN, phytophthora, SDS and outstanding resistance to stem canker. Has the ability to handle wet soils. Excellent candidate for disease-prone environments.



Stacked Phytophthora Rps 1c and 3a for those tough Phytophthora root rot fields



Very good standability with uniformity and visually appealing square across top and a stout look



Strong performance conveyed across white mould environments

## CHARACTERISTICS

Emergence	●●●●●●●●
Standability	●●●●●●●●
Seeds per KG	5300 - 6300
Maturity Group	1.7


## MANAGEMENT

Poorly Drained Soil	●●●●●●●●
Marginal Soil	●●●●●●●●
Productive Soil	●●●●●●●●
No-Till Adaptability	●●●●●●●●
Herbicide Tolerance	RR, Enlist, LL

## DISEASE TOLERANCE

Cyst Nematode Resist	Pl.88 788
Phytophthora Race Resist	Rps 1c/3a
Sudden Death Syndrome	●●●●●●●●

Phytophthora Tolerance	●●●●●●●●
Sclerotinia White Mold	●●●●●●●●



Plant Height: M/T

Flower Colour: Purple

Plant Type: M/B



Pubescence: GR

Hilum Colour: Y

Pod Colour: BR

Row Width 7" (18cm)	●●●●●●●●
Row Width 15" (38cm)	●●●●●●●●
Row Width 30" (76cm)	●●●●●●●●

## NOTES

---

---

---

---

---

---

---

---

---

---

---

---

---

---

---

---

---

---

---

---

---

---

---

---

# PS1923

XFN



NEW

3000 CHU

Excellent emergence and early vigour for clay and no-till acres. Best performance on 20" or narrower row widths. Stacked Rps 1c/3a for added phytophthora tolerance.



Very good agronomics



Attractive medium/tall plant with good branching



Solid defensive package that allows broad acre adaptation

## CHARACTERISTICS

Emergence	●●●●●●●●
Standability	●●●●●●●●
Seeds per KG	5200-6000
Maturity Group	1.9

## MANAGEMENT

Poorly Drained Soil	●●●●●●●●
Marginal Soil	●●●●●●●●
Productive Soil	●●●●●●●●
No-Till Adaptability	●●●●●●●●
Herbicide Tolerance	RR, Xtend, LL

## DISEASE TOLERANCE

Cyst Nematode Resist	Pl.88 788
Phytophthora Race Resist	Rps 1c/3a
Sudden Death Syndrome	●●●●●●●●

Phytophthora Tolerance	●●●●●●●●
Sclerotinia White Mold	●●●●●●●●



Plant Height: M

Flower Colour: Purple

Plant Type: B



Pubescence: LT

Hilum Colour: BL

Pod Colour: BR

Row Width 7" (18cm)	●●●●●●●●
Row Width 15" (38cm)	●●●●●●●●
Row Width 30" (76cm)	●●●●●●●●

## NOTES

---

---

---

---

---

---

---

---

---

---

---

---

---

---

---

---

---

---

---

---

---

---


---


---


# PS2020 XRN ROUNDUP READY 2 XTEND SOYBEANS

3050 CHU


Yields very well in a wide range of soil types and row widths. Maintains strong performance in low-yield environments. Excellent standability and ease of harvest. Highly adaptable plant. An excellent product for growers who push for yield - strong response to management.

 Offers value-added protection to SCN and phytophthora root rot





 Strong emergence and standability

 Combines very consistent, high yield potential with exceptional agronomic characteristics



## CHARACTERISTICS

Emergence   
 Standability   
 Seeds per KG 5300 - 6300  
 Maturity Group 2.0

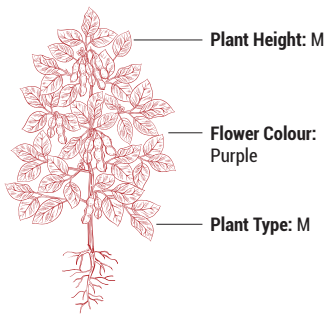
## MANAGEMENT

Poorly Drained Soil   
 Marginal Soil   
 Productive Soil   
 No-Till Adaptability   
 Herbicide Tolerance RR, Xtend

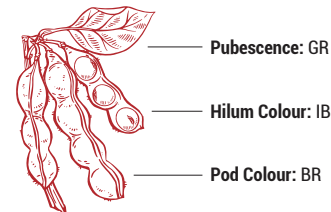
## DISEASE TOLERANCE

Cyst Nematode Resist PI.88 788   
 Phytophthora Race Resist Rps 1c   
 Sudden Death Syndrome 

Phytophthora Tolerance   
 Sclerotinia White Mold 



## NOTES




Row Width 7" (18cm)   
 Row Width 15" (38cm)   
 Row Width 30" (76cm) 


# PS2120 EN




3075 CHU


Strong Sclerotinia white mould, resistant to brown stem rot and stem canker. Rps 1k phytophthora gene with very good field tolerance. Highly suitable when positioned on high-yield environments and no-till practices. Adaptable to many row widths. Great row spacing flexibility. Maintains its height and shows excellent width under stress. Position with confidence and push it for high-end yields.

 Strong defensive characteristics that exhibits in many different environments





 Yield performance detaches itself from standard MGII checks

 Elite, top-end yield with clustered and finished top pods




## CHARACTERISTICS

Emergence   
 Standability   
 Seeds per KG 5300 - 6200  
 Maturity Group 2.1

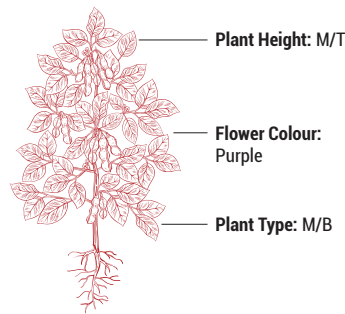
## MANAGEMENT

Poorly Drained Soil   
 Marginal Soil   
 Productive Soil   
 No-Till Adaptability   
 Herbicide Tolerance RR, Enlist, LL

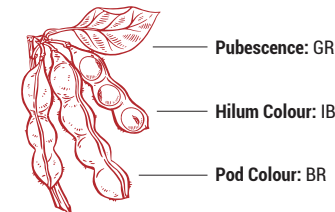
## DISEASE TOLERANCE

Cyst Nematode Resist PI.88 788   
 Phytophthora Race Resist Rps 1k   
 Sudden Death Syndrome 

Phytophthora Tolerance   
 Sclerotinia White Mold 



## NOTES



Row Width 7" (18cm)   
 Row Width 15" (38cm)   
 Row Width 30" (76cm) 

# PS2322

XFN

TENDFLEX SOYBEANS

3150 CHU

Travels well across many soil types but excels in lighter soils. Keeps excellent plant height in heavy clay soils. Larger plant type for earlier canopy closure. Very strong emergence that excels in heavy soils and no-till practices. Will take advantage of higher yield environments.



Medium-tall plant with very good standability



Position with confidence to bring top-end yield potential



Very good standability with nice harvest appearance

## CHARACTERISTICS

Emergence ●●●●●●●●●●  
Standability ●●●●●●●●●●  
Seeds per KG 5000 - 5600  
Maturity Group 2.3

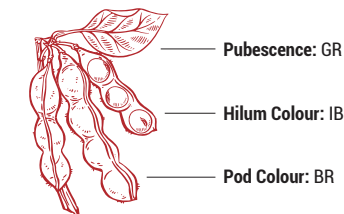
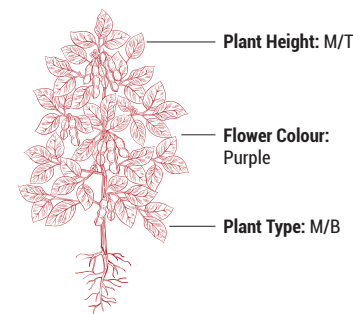
## MANAGEMENT

Poorly Drained Soil ●●●●●●●●●●  
Marginal Soil ●●●●●●●●●●  
Productive Soil ●●●●●●●●●●  
No-Till Adaptability ●●●●●●●●●●  
Herbicide Tolerance RR, Xtend, LL

## DISEASE TOLERANCE

Cyst Nematode Resist Pl.88 788  
Phytophthora Race Resist Rps 1c  
Sudden Death Syndrome ●●●●●●●●●●

Phytophthora Tolerance ●●●●●●●●●●  
Sclerotinia White Mold ●●●●●●●●●●



Row Width 7" (18cm) ●●●●●●●●●●  
Row Width 15" (38cm) ●●●●●●●●●●  
Row Width 30" (76cm) ●●●●●●●●●●

## NOTES

\_\_\_\_\_

\_\_\_\_\_

\_\_\_\_\_

\_\_\_\_\_

\_\_\_\_\_

\_\_\_\_\_

\_\_\_\_\_

\_\_\_\_\_

\_\_\_\_\_

\_\_\_\_\_

\_\_\_\_\_

\_\_\_\_\_

\_\_\_\_\_

# PS2521

XFN

TENDFLEX SOYBEANS

3175 CHU

Very strong performance under drought stress and moves North and South of zone well. Excels in mid to low yield environments, clay and poorly drained soils. Extremely well suited for heavy soils. Excellent standability with very nice harvest appearance. Nice height and moderate branching under stress. Estimated larger than average seed size.



Value-added protection to SCN and Rps 1c phytophthora root rot protection



Outstanding SDS, white mould tolerance and stem canker tolerance



Unique white flower and visually attractive light tawny pubescence

## CHARACTERISTICS

Emergence ●●●●●●●●●●  
Standability ●●●●●●●●●●  
Seeds per KG 5100 - 6000  
Maturity Group 2.5

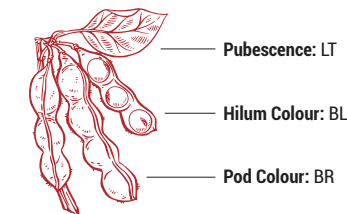
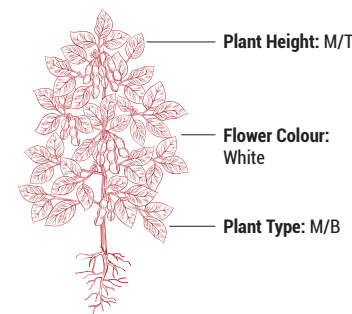
## MANAGEMENT

Poorly Drained Soil ●●●●●●●●●●  
Marginal Soil ●●●●●●●●●●  
Productive Soil ●●●●●●●●●●  
No-Till Adaptability ●●●●●●●●●●  
Herbicide Tolerance RR,Xtend, LL

## DISEASE TOLERANCE

Cyst Nematode Resist Pl.88 788  
Phytophthora Race Resist Rps 1c  
Sudden Death Syndrome ●●●●●●●●●●

Phytophthora Tolerance ●●●●●●●●●●  
Sclerotinia White Mold ●●●●●●●●●●



Row Width 7" (18cm) ●●●●●●●●●●  
Row Width 15" (38cm) ●●●●●●●●●●  
Row Width 30" (76cm) ●●●●●●●●●●

## NOTES

\_\_\_\_\_

\_\_\_\_\_

\_\_\_\_\_

\_\_\_\_\_

\_\_\_\_\_

\_\_\_\_\_

\_\_\_\_\_

\_\_\_\_\_

\_\_\_\_\_

\_\_\_\_\_

\_\_\_\_\_

\_\_\_\_\_

# PS2720

EN



3250 CHU

Can easily position in earlier maturity zones. Excellent top-end yield and strong performance in stressed soils. Highly suitable when positioned on low-yield environments. Highly adapted to wider row widths. Great standability for the highly productive acre. Works very well on tough acres and stressed environments. Excellent SDS tolerance. Very good candidate for no-till practices.

Value-added Phytophthora Rps 1k with very good field tolerance

Handles tougher clays yet works in productive acres too

Carries Peking source of genetic resistance for multi-race SCN resistance

## CHARACTERISTICS

Emergence   
 Standability   
 Seeds per KG 4700 - 5400  
 Maturity Group 2.7


## MANAGEMENT

Poorly Drained Soil   
 Marginal Soil   
 Productive Soil   
 No-Till Adaptability   
 Herbicide Tolerance RR, Enlist, LL

## DISEASE TOLERANCE

Cyst Nematode Resist Peking   
 Phytophthora Race Resist Rps 1k   
 Sudden Death Syndrome

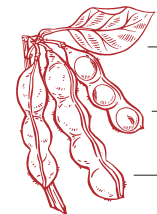
Phytophthora Tolerance   
 Sclerotinia White Mold



Plant Height: M/T

Flower Colour: Purple

Plant Type: M/B



Pubescence: GR

Hilum Colour: BUFF

Pod Colour: BR

## NOTES

Row Width 7" (18cm)   
 Row Width 15" (38cm)   
 Row Width 30" (76cm)

# PS2923

EN



3250 CHU

NEW

Offers value-added protection with Peking SCN and Rps 1k phytophthora root rot protection. Outstanding spring emergence. Solid defensive package that includes very good white mould resistance. Ideal candidate for clay soils and no-till practices. Very good Sudden Death Syndrome resistance.

Widely adapted across soil types and management

Larger plant type for early canopy closure

Brings excellent performance potential and agronomics to the late MG II regions

## CHARACTERISTICS

Emergence   
 Standability   
 Seeds per KG 5100 - 5200  
 Maturity Group 2.9

## MANAGEMENT

Poorly Drained Soil   
 Marginal Soil   
 Productive Soil   
 No-Till Adaptability   
 Herbicide Tolerance RR, Enlist, LL

## DISEASE TOLERANCE

Cyst Nematode Resist Peking   
 Phytophthora Race Resist Rps 1k   
 Sudden Death Syndrome

Phytophthora Tolerance   
 Sclerotinia White Mold



Plant Height: M/T

Flower Colour: Purple

Plant Type: M/B



Pubescence: T

Hilum Colour: BR

Pod Colour: BR

## NOTES

Row Width 7" (18cm)   
 Row Width 15" (38cm)   
 Row Width 30" (76cm)



ENTER TO *Win* THE

# 75K

SEED  
GIVEAWAY

FROM PRIDE SEEDS

For seven decades, PRIDE Seeds has stood alongside growers from coast to coast, becoming an integral part of your agricultural story. As we mark our 75th Anniversary, we extend our heartfelt thanks for your unwavering support.

To express our gratitude, PRIDE Seeds is excited to announce a special giveaway! **We're giving away \$75,000 worth of corn seed to one lucky grower in Canada.**


## How to Enter:

Join us at one of the eligible events PRIDE Seeds is attending or hosting. Take this opportunity to connect with our team members and enter for a chance to win!

Your continued support has been the key to our growth, and as we celebrate this milestone, we look forward to many more years of collaboration and success in agriculture.

For event details and more information, scan the QR code:

Thank you for being a part of the PRIDE Seeds family!







# PRIDE SEEDS

6836 Pain Court Line, Pain Court, ON N0P 1Z0

## HOURS OF OPERATION

Monday - Friday • 8:30 AM - 4:30 PM

Our office is closed for the following holidays:

New Year's Day.....	Jan. 1
Family Day.....	Feb. 19
Good Friday.....	Mar. 29
Victoria Day.....	May 20
Canada Day.....	July 1
Civic Holiday.....	Aug. 5
Labour Day.....	Sept. 2
National Day of Truth & Reconciliation	Sept. 30
Thanksgiving Day.....	Oct. 14
Remembrance Day.....	Nov. 11
Winter Break.....	Dec. 23 - 31

## HOW TO ORDER

Orders may be placed through your local PRIDE Seeds dealer.

To find the dealer closest to you, please visit:

[prideseeds.com/find-a-dealer](http://prideseeds.com/find-a-dealer)

## ORDER ONLINE 24 HOURS A DAY

### DealerCONNECT

Your local dealer can visit our website for up-to-date availability on all PRIDE Seeds products and to place your order.

## THE PRIDE SEEDS ADVANTAGE

Take advantage of PRIDE Seeds payment options and programs\* which include:

- Early cash discounts
- Flexible payment options including Visa and MasterCard
- Partner Plan extended credit programs to help manage cash flow

\*See your Grower Program Guide for more details or contact us at 1-800-265-5280.

## ORDER FORM

Date: \_\_\_\_\_

## CONTACT / SHIPPING INFORMATION

Farm Name: \_\_\_\_\_ PRIDE Seeds Zone: \_\_\_\_\_

Field Address: \_\_\_\_\_ City: \_\_\_\_\_ Province: \_\_\_\_\_ Postal Code: \_\_\_\_\_

Contact Name: \_\_\_\_\_ Contact Phone Number: \_\_\_\_\_

Email: \_\_\_\_\_

## FARM INFORMATION

Total Corn Acres: \_\_\_\_\_ Total Soybean Acres: \_\_\_\_\_

Corn Maturity (CHU): \_\_\_\_\_ Soybean Maturity (CHU): \_\_\_\_\_

Dealer Name: \_\_\_\_\_ Sales Representative: \_\_\_\_\_

Sales Rep Phone Number: \_\_\_\_\_ Sales Rep Email: \_\_\_\_\_

## ORDER INFORMATION

### CORN

Previous Crop	Field Placement Notes	Hybrid	Traits	Population '000	Units

### SOYBEANS

Previous Crop	Field Placement Notes	Variety	Traits	Seed Treatment	Population '000	140k Equiv.

All orders and sales are subject to the PRIDE Seeds Terms and Conditions of Sale, which include but are not limited to the Limitation of Warranty & Remedy and Agronomic Zone and Planting Year. All Terms and Conditions of Sale are subject to change from time to time without prior notice. For the most up to date Terms and Conditions of Sale, see the PRIDE Seeds website at: <https://prideseeds.com/terms-of-sale#terms>

**Bayer is a member of Excellence Through Stewardship® (ETS).** Bayer products are commercialized in accordance with ETS Product Launch Stewardship Guidance, and in compliance with Bayer's Policy for Commercialization of Biotechnology-Derived Plant Products in Commodity Crops. These products have been approved for import into key export markets with functioning regulatory systems. Any crop or material produced from these products can only be exported to, or used, processed or sold in countries where all necessary regulatory approvals have been granted. It is a violation of national and international law to move material containing biotech traits across boundaries into nations where import is not permitted. Growers should talk to their grain handler or product purchaser to confirm their buying position for these products. Excellence Through Stewardship® is a registered trademark of Excellence Through Stewardship.

**ALWAYS READ AND FOLLOW PESTICIDE LABEL DIRECTIONS.** It is a violation of federal law to use any pesticide product other than in accordance with its labeling. NOT ALL formulations of dicamba, glyphosate or glufosinate are approved for in-crop use with products with XtendFlex® Technology. ONLY USE FORMULATIONS THAT ARE SPECIFICALLY LABELLED AND APPROVED FOR SUCH USES. Contact the Pest Management Regulatory Agency with any questions about the approval status of dicamba herbicide products for in-crop use with Roundup Ready 2 Xtend® soybeans or products with XtendFlex® Technology. Products with XtendFlex® Technology contains genes that confer tolerance to glyphosate, glufosinate and dicamba. Glyphosate will kill crops that are not tolerant to glyphosate. Dicamba will kill crops that are not tolerant to dicamba. Glufosinate will kill crops that are not tolerant to glufosinate. Contact your Bayer retailer, refer to the Bayer Technology Use Guide, or call the technical support line at 1-888-283-6847 for recommended Roundup Ready® Xtend Crop System weed control programs. Roundup Ready 2 Xtend®, Roundup Ready 2 Yield®, Roundup Ready® and XtendFlex® are registered trademarks of Bayer Group. Used under license. LibertyLink® and LibertyLink® logo are registered trademarks of BASF. Used under license. ©2024 Bayer Group. All rights reserved.

Roundup Ready® 2 Technology contains genes that confer tolerance to glyphosate. Products with XtendFlex® Technology contains genes that confer tolerance to glyphosate, glufosinate and dicamba. Roundup Ready 2 Xtend® soybeans contains genes that confer tolerance to glyphosate and dicamba. Glyphosate will kill crops that are not tolerant to glyphosate. Dicamba will kill crops that are not tolerant to dicamba. Glufosinate will kill crops that are not tolerant to glufosinate. Contact your Bayer retailer, refer to the Bayer Technology Use Guide, or call the technical support line at 1-888-283-6847 for recommended Roundup Ready® Xtend Crop System weed control programs.

Use Limitations for HarvXtra® Alfalfa with Roundup Ready® Technology. HarvXtra® Alfalfa with Roundup Ready® Technology hay or hay products must be directed only to Canadian or U.S. domestic uses. It is a violation of national and international law to move material containing biotech traits across boundaries into nations where import is not permitted. Growers should talk to their product purchaser to confirm their buying position for this product. This technology may be sold and plated only in the provinces of Ontario, Québec, New Brunswick, Nova Scotia, Prince Edward Island and Newfoundland. Please contact Forage Genetics International at 855-237-9897 or refer to the Technology Use Guide for additional information.

**ALWAYS READ AND FOLLOW PESTICIDE LABEL DIRECTIONS:** Roundup Ready 2 Technology® contains genes that confer tolerance to glyphosate. Glyphosate will kill crops that are not tolerant to glyphosate. Insect control technology provided by Vip3A is utilized under license from Syngenta Crop Protection AG. RIB Complete®, Roundup Ready® and Trecepta® are registered trademarks of Bayer Group. Used under license. Agrisure Viptera® is a registered trademark of a Syngenta group company. Used under license. ©2024 Bayer Group All rights reserved.

Seed products with the LibertyLink® (LL) trait are resistant to the herbicide glufosinate ammonium, an alternative to glyphosate in corn, and combine high-yielding genetics with the powerful, non-selective, post-emergent weed control of Liberty® herbicides for optimum yield and excellent weed control. Consult bag tags for E-Z Refuge® product herbicide options. Only those labeled EZ1 may be sprayed with glufosinate ammonium based herbicides, including Liberty® herbicide. LibertyLink®, Liberty® and the Water Droplet logo are registered trademarks of BASF. Consult bag tags for E-Z Refuge product herbicide options.

Corn trait technology incorporated into these seeds is commercialized under license from Syngenta Seeds, LLC. Herculex® Technology incorporated into these seeds is commercialized under license from Corteva Agriscience LLC.

**PRODUCT USE STATEMENT:** Enlist E3™ soybeans contain the Enlist E3 trait that provides crop safety for use of labeled over-the-top applications of glyphosate, glufosinate and 2,4-D herbicides featuring Colex-D® technology when applied according to label directions. Following burndown, the only 2,4-D containing herbicide products that may be used with Enlist™ crops are products that feature Colex-D technology and are expressly labeled for use on Enlist crops. 2,4-D products that do not contain Colex-D technology are not authorized for use in conjunction with Enlist E3 soybeans.

**WARNING:** Enlist E3 soybeans are tolerant of over-the-top applications of glyphosate, glufosinate, and 2,4-D. Accidental application of incompatible herbicides to this variety could result in total crop loss. When using 2,4-D herbicides, grower agrees to only use 2,4-D products that contain Colex-D technology authorized for use in conjunction with Enlist E3 soybeans.

**ALWAYS READ AND FOLLOW HERBICIDE LABEL DIRECTIONS PRIOR TO USE.** Enlist™ 1 and Enlist Duo™ are the only 2,4-D products authorized for use with Enlist crops. Consult Enlist herbicide labels for weed species controlled. Additional product-specific stewardship requirements for Enlist crops, including the Enlist™ Product Use Guide, can be found at [www.EnlistCanada.ca](http://www.EnlistCanada.ca) Always read and follow label directions. The transgenic soybean event in the Enlist E3® soybean was jointly developed and owned by Corteva Agriscience and M.S. Technologies, L.L.C. DuracadeViptera®, E-Z Refuge®, Fortenza® and Vayantis® are trademarks of a Syngenta Group Company. More information about Duracade® is available at [www.biotradestatus.com](http://www.biotradestatus.com).

**Important:** Always read and follow label instructions. Some products may not be registered for sale or use in all

states or counties. Please check with your local extension service to ensure registration status.

YOU MUST SIGN A TECHNOLOGY AGREEMENT, READ THE PRODUCT USE GUIDE PRIOR TO PLANTING. THIS SEED IS ACQUIRED UNDER AN AGREEMENT THAT INCLUDES THE FOLLOWING TERMS: A license must first be obtained from Corteva Agriscience by signing a Technology Use Agreement and abiding by the terms and conditions of the Product Use Guides for all technologies in this seed, including the Herbicide Resistance Management (HRM), and Use Requirements detailed therein which can be found at [www.corteva.ca/en/ trait-stewardship.html](http://www.corteva.ca/en/ trait-stewardship.html).

**Corteva Agriscience is a member of Excellence Through Stewardship® (ETS).** Corteva Agriscience products are commercialized in accordance with ETS product launch stewardship guidance and Corteva Agriscience's Product Launch Stewardship Policy. No crop or material produced from this product can be exported to, used, processed or sold across boundaries into nations where import is not permitted. Growers should talk to their grain handler or product purchaser to confirm their buying position for this product. For further information about your crop or grain marketing options, contact Corteva Agriscience at 1-800-667-3852. Information regarding the regulatory and market status of agricultural biotechnology products can be found at: [www.biotradestatus.com](http://www.biotradestatus.com).

These seeds are covered under Corteva Agriscience and M.S. Technologies, L.L.C. Patent Rights which can be found at: [www.corteva.us/Resources/trait-stewardship.html](http://www.corteva.us/Resources/trait-stewardship.html). The purchase of these seeds conveys no license under said patents to use these seeds.

**PATENT INFORMATION:** The transgenic soybean event in the Enlist E3™ soybean is protected under Corteva Agriscience and M.S. Technologies, L.L.C. Patent Rights which can be found at: [www.corteva.ca/en/trait-stewardship.html](http://www.corteva.ca/en/trait-stewardship.html). The purchase of these seeds conveys no license under said patents to use these seeds.

For more information, contact your authorized retailer or Corteva Agriscience at 1-800-667-3852 or visit [www.corteva.ca/en/trait-stewardship.html](http://www.corteva.ca/en/trait-stewardship.html).

**Important: Always read and follow label and bag tag instructions; only those labeled as tolerant to glufosinate may be sprayed with glufosinate ammonium based herbicides.**

PRIDE Seeds offers insecticide & fungicide, fungicide only and untreated seed options subject to availability in all maturity ranges. Consult your local PRIDE Seeds dealer / PRIDE Sales Representative for more information on this or your Provincial regulations regarding seed treatments.

PRIDE®, the PRIDE Seeds Design®, and AgriShield™ are trademarks of AgReliant Genetics Inc. and its affiliated companies. Insect control technology provided by Vip3A is utilized under license from Syngenta Crop Protection AG. RIB Complete®, Roundup Ready 2 Technology and Design®, Roundup Ready 2 Xtend®, Roundup Ready 2 Yield®, Roundup Ready®, Roundup®, SmartStax®, Trecepta®, VT Double PRO® and XtendFlex® are registered trademarks of Bayer Group. Used under license. Liberty®, LibertyLink™ and LibertyLink logo® are trademarks of BASF. Used under license. Agrisure Viptera® is a registered trademark of a Syngenta group company. Used under license. LibertyLink® and the Water Droplet Design are trademarks of BASF. Used under license. Herculex® is a registered trademark of Dow AgroSciences LLC. Used under license. Bayer CropScience Inc. is a member of CropLife Canada. Agrisure Viptera®, E-Z Refuge®, and Agrisure Duracade® are trademarks of Syngenta Group Company. Used under license. LibertyLink®, Liberty®, and the Water Droplet Design are trademarks of BASF. Used under license. Herculex® is a registered trademark of Corteva Agriscience. Used under license. The transgenic soybean event in the Enlist E3™ soybean was jointly developed and owned by Corteva Agriscience and M.S. Technologies, L.L.C. Enlist, Enlist E3, the Enlist E3 logo, Enlist Duo and Colex-D are trademarks of Corteva Agriscience. Used under license. Excellence Through Stewardship® is a trademark of Excellence Through Stewardship. Respect the Refuge and Corn Design® and Respect the Refuge® are trademarks of National Corn Growers Association. Visa® is a registered trademark of Visa International. MasterCard® is a registered trademark of MasterCard International Incorporated. All other trademarks are the property of their respective owners.

© 2024 AgReliant Genetics Inc.



Before opening a bag of seed, be sure to read, understand and accept the stewardship requirements, including applicable refuge requirements for insect resistance management, for the biotechnology traits expressed in the seed as set forth in the Technology/Stewardship Agreement that you sign. By opening and using a bag of seed, you are reaffirming your obligation and agreement to comply with the most recent stewardship requirements.

# PLANT THE SEED REACH OUT TODAY



PRIDESeed



@prideseeds



@PRIDESeeds



PRIDE Seeds



prideseed.com



# NOTES

Lined area for taking notes, consisting of two columns of horizontal lines.





PRIDE SEEDS